

LTF5022T-2R2N3R2-LC



Applications



Commercial Grade

Feature



Magnetic Shield



Wire Wound



Ferrite Core

Series | Type

LTF


Status



Production

Brand

TDK



Size

Length(L)	5.20mm Nom.
Width(W)	5.00mm ±0.10mm
Thickness Height	2.20mm Max.
Recommended Land Pattern (A)	1.50mm Nom.
Recommended Land Pattern (B)	3.20mm Nom.
Recommended Land Pattern (C)	1.50mm Nom.

Electrical Characteristics

Inductance	2.2μH ±30% at 100kHz
Rated Current (L Change) [Typ.]	
Rated Current (L Change) [Max.]	3.2A (30% Down)
Rated Current (Temperature Rise) [Typ.]	3.4A (40°C Rise)
Rated Current (Temperature Rise) [Max.]	
DC Resistance [Typ.]	36mΩ
DC Resistance [Max.]	40mΩ
Self Resonant Frequency [Min.]	
Self Resonant Frequency [Typ.]	
Q [Min.]	
Q [Typ.]	

Other

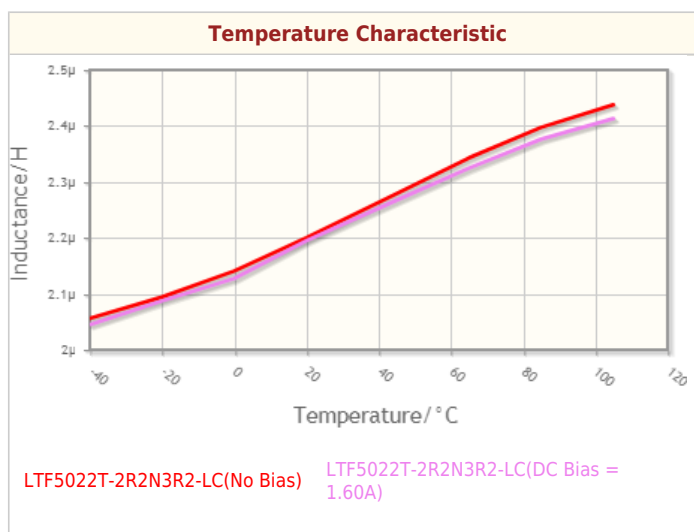
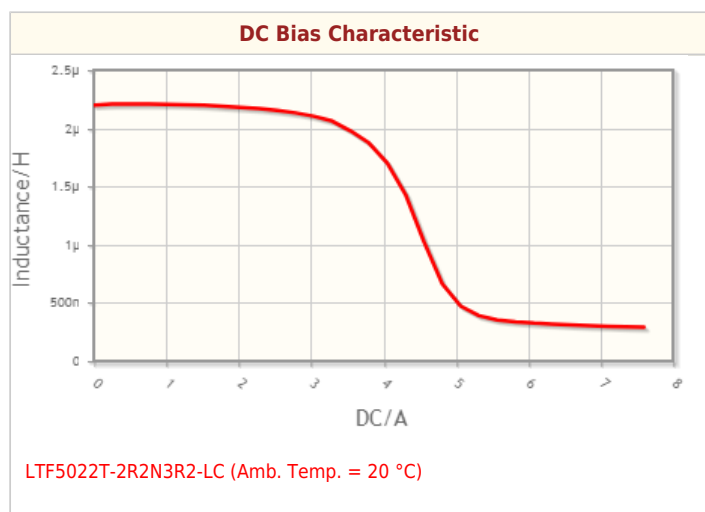
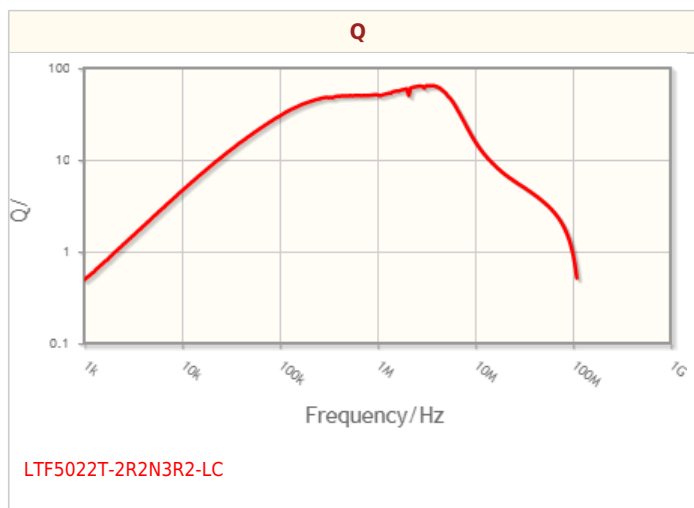
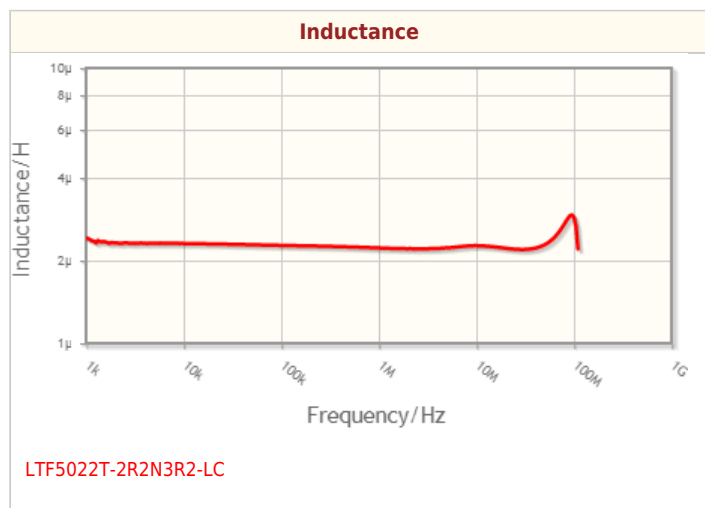
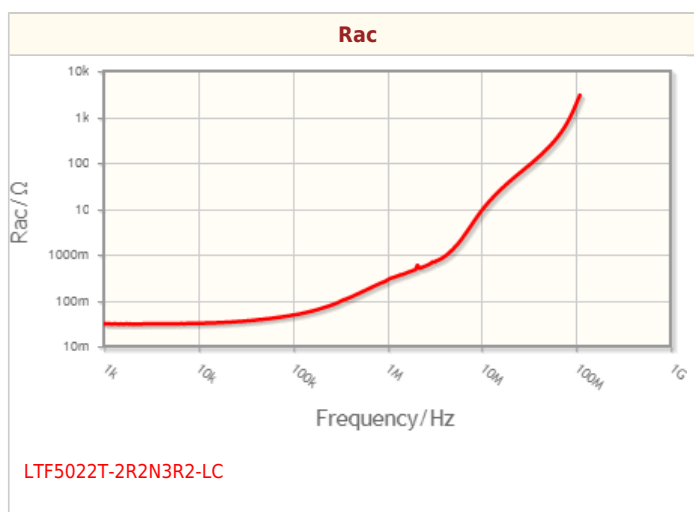
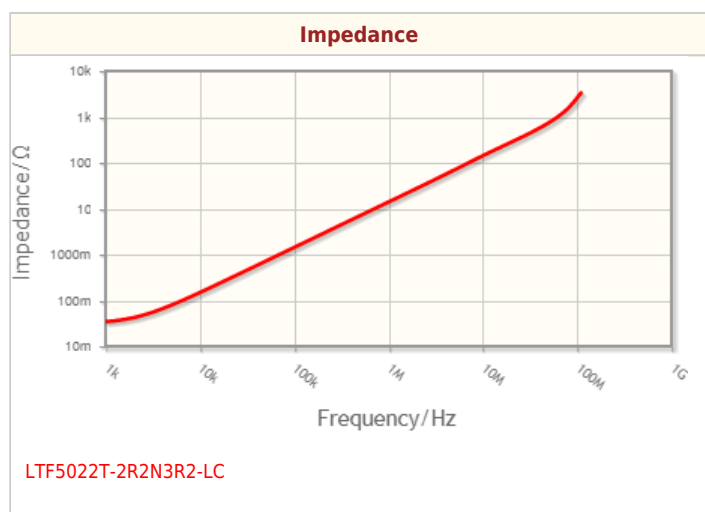
Operating Temp. Range (Including Self-Temp. Rise)	-40 to 105°C
Soldering Method	Reflow
AEC-Q200	No
Packing	Blister (Plastic)Taping [180mm Reel]
Package Quantity	500pcs
Weight	0.17g

! Images are for reference only and show exemplary products.
! This PDF document was created based on the data listed on the TDK Corporation website.
! All specifications are subject to change without notice.

LTF5022T-2R2N3R2-LC



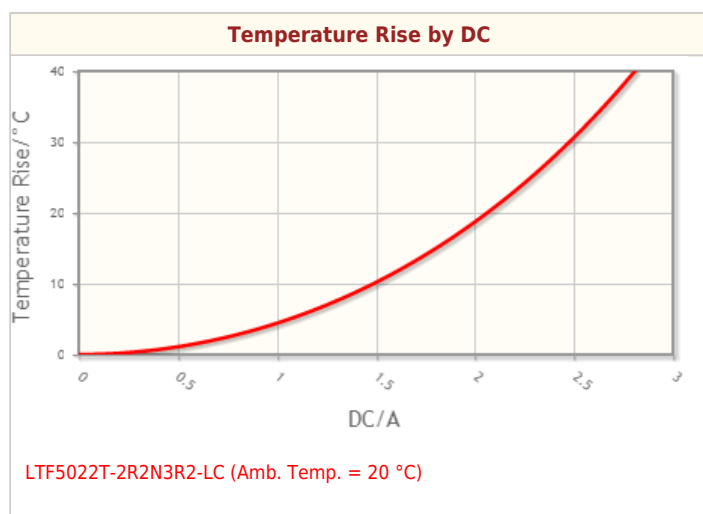
Characteristic Graphs(This is reference data, and does not guarantee the products characteristics.)



LTF5022T-2R2N3R2-LC

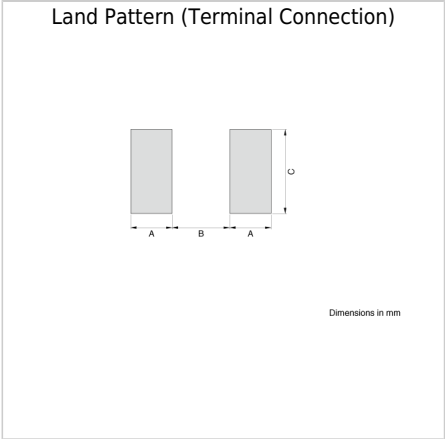
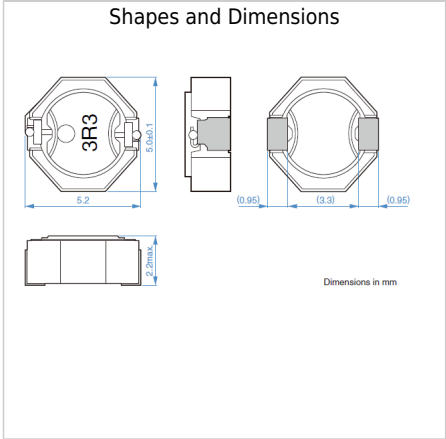


Characteristic Graphs(This is reference data, and does not guarantee the products characteristics.)





Associated Images



! Images are for reference only and show exemplary products.
! This PDF document was created based on the data listed on the TDK Corporation website.
! All specifications are subject to change without notice.