



Relays & Contactors > Relays > Power Relays



Relay Type: **General Purpose Power Relay**

Coil Magnetic System: **Monostable**

Coil Power Rating Class: **[ .5 – 1 VA ]**

Coil Power Rating AC: **.75 VA**

Coil Resistance: **32500 Ω**

Features

Product Type Features

Relay Type	General Purpose Power Relay
------------	-----------------------------

Configuration Features

Coil Special Features	UL Coil Insulation Class F
Contact Arrangement	1 Form A SPST-NO
Contact Number of Poles	1

Electrical Characteristics

Insulation Initial Dielectric Between Open Contacts	1000 Vrms
Contact Limiting Making Current	30 A
Contact Limiting Continuous Current	16 A
Insulation Initial Dielectric Between Contacts & Coil	5000 Vrms
Coil Power Rating AC	.75 VA
Coil Resistance	32500 Ω
Coil Voltage Rating	120 VAC
Contact Current Rating	16 A



Contact Switching Voltage (Max)	400 VAC
Contact Voltage Rating	250 VAC
Body Features	
Product Weight	14 g[.494 oz]
Contact Features	
Contact Material	AgNi90/10
Termination Features	
Relay Connection Type	PCB Termination
Terminal Configuration	Solder Pins
Mechanical Attachment	
Product Mount Type	Printed Circuit Board
Dimensions	
Insulation Clearance Between Contact & Coil	10 mm[.394 in]
Insulation Creepage Between Contact & Coil	10 mm[.394 in]
Product Width	12.7 mm[.5 in]
Product Length	29 mm[1.14 in]
Product Height	15.7 mm[.618 in]
Usage Conditions	
Environmental Category of Protection	RTII
Environmental Ambient Temperature (Max)	70 °C[158 °F]
Operating Temperature Range	-40 – 70 °C[-40 – 158 °F]
Operation/Application	
Current Type	AC
Solder Process	Wave Solder
Coil Magnetic System	Monostable
Packaging Features	
Packaging Method	Carton
Other	
Length Class (Mechanical)	25 – 30 mm
Height Class (Mechanical)	15 – 16 mm
Width Class (Mechanical)	12 – 16 mm



.5 – 1 VA

Contact Current Class	16 A
-----------------------	------

Product Compliance


For compliance documentation, visit the product page on TE.com>

EU RoHS Directive 2011/65/EU	Compliant
EU ELV Directive 2000/53/EC	Compliant
China RoHS 2 Directive MIIT Order No 32, 2016	No Restricted Materials Above Threshold
EU REACH Regulation (EC) No. 1907/2006	Current ECHA Candidate List: JUNE 2024 (241) Candidate List Declared Against: JUNE 2024 (241) Does not contain REACH SVHC
Halogen Content	Not Low Halogen - contains Br or Cl > 900 ppm.
Solder Process Capability	Wave solder capable to 265°C


Product Compliance Disclaimer

This information is provided based on reasonable inquiry of our suppliers and represents our current actual knowledge based on the information they provided. This information is subject to change. The part numbers that TE has identified as EU RoHS compliant have a maximum concentration of 0.1% by weight in homogenous materials for lead, hexavalent chromium, mercury, PBB, PBDE, DBP, BBP, DEHP, DIBP, and 0.01% for cadmium, or qualify for an exemption to these limits as defined in the Annexes of Directive 2011/65/EU (RoHS2). Finished electrical and electronic equipment products will be CE marked as required by Directive 2011/65/EU. Components may not be CE marked. Additionally, the part numbers that TE has identified as EU ELV compliant have a maximum concentration of 0.1% by weight in homogenous materials for lead, hexavalent chromium, and mercury, and 0.01% for cadmium, or qualify for an exemption to these limits as defined in the Annexes of Directive 2000/53/EC (ELV). Regarding the REACH Regulation, the information TE provides on SVHC in articles for this part number is based on the latest European Chemicals Agency (ECHA) 'Guidance on requirements for substances in articles' posted at this URL: <https://echa.europa.eu/guidance-documents/guidance-on-reach>


Compatible Parts




TE Part # 7-1415036-1  
PTML0730



TE Part # 6-1415035-1  
RT78726




TE Part # 1860306-1  
RT78725




TE Part # 1860200-1  
RT7872P







TE Part # 2-1415037-1  
PTMU0730




TE Part # 2022103-1  
RT17017




TE Part # 4-1415037-1  
PTMV0730




TE Part # 4-1415036-1  
PTMG0730




TE Part # 1415540-8  
RT28816



TE Part # 1-1415539-2  
PTMR0730



TE Part # 1415037-2  
PTMD0730 (EM31)



TE Part # 1860991-1  
RT78602, RELAY SOCKET PCB 5MM

Also in the Series | **SCHRACK Power PCB Relay RT1**



Power Relays(190)


Customers Also Bought




TE Part #1-1415898-6  
RTS3T005



TE Part #TAD14747101-020  
M12D4-MS-MS-FRNC TYPE B GREEN-2.0M




TE Part #6-1419111-8  
PT370615




TE Part #3-1623931-8  
CFR25 5% 4K7



TE Part #1437565-2  
FSM100=12MM,TACTILE,PB SWITCH



TE Part #1-2176325-7  
CRGP 0402 220R 1%



TE Part #234451-E  
SRCP 1,27 3 F 1 I2426 137 \* 162 1,07 TRA



Documents

CAD Files

Customer View Model

[ENG\\_CVM\\_CVM\\_5-1393240-6\\_F.3d\\_igs.zip](#)

English

Customer View Model

[ENG\\_CVM\\_CVM\\_5-1393240-6\\_F.3d\\_stp.zip](#)

English

Customer View Model

[ENG\\_CVM\\_CVM\\_5-1393240-6\\_F.2d\\_dxf.zip](#)

English

3D PDF

3D

By downloading the CAD file I accept and agree to the [Terms and Conditions](#) of use.

Datasheets & Catalog Pages

[Power PCB Relay RT1](#)

English

Product Specifications

[Definitions General Purpose Relays](#)

English

Agency Approvals

[VDE Certificate](#)

English