



Connectors > Automotive Connectors > Automotive Connector Accessories > Other Automotive Connector Accessories > Charging Inlets Flap Assembly



Automotive Connector Accessory Type: **Flap**

Primary Product Material: **PBT**

Primary Product Color: **Black**

Operating Temperature Range: **-40 – 85 °C [-40 – 85 °F]**

[All Charging Inlets Flap Assembly \(8\)](#)

Features

Product Type Features

Automotive Connector Accessory Type	Flap
-------------------------------------	------

Body Features

Primary Product Material	PBT
Primary Product Color	Black

Usage Conditions

Operating Temperature Range	-40 – 85 °C[-40 – 85 °F]
-----------------------------	--------------------------

Industry Standards

Compatible With Agency/Standards Products	DIN
UL Flammability Rating	UL 94HB

Packaging Features

Packaging Quantity	48
Packaging Method	Box

Other



Serviceable	No
-------------	----

Product Compliance

[For compliance documentation, visit the product page on TE.com>](#)

EU RoHS Directive 2011/65/EU	Compliant
EU ELV Directive 2000/53/EC	Compliant
China RoHS 2 Directive MIIT Order No 32, 2016	No Restricted Materials Above Threshold
EU REACH Regulation (EC) No. 1907/2006	Current ECHA Candidate List: JUNE 2024 (241) Candidate List Declared Against: JAN 2023 (233) Does not contain REACH SVHC
Halogen Content	Not Yet Reviewed for halogen content
Solder Process Capability	Not reviewed for solder process capability

Product Compliance Disclaimer

This information is provided based on reasonable inquiry of our suppliers and represents our current actual knowledge based on the information they provided. This information is subject to change. The part numbers that TE has identified as EU RoHS compliant have a maximum concentration of 0.1% by weight in homogenous materials for lead, hexavalent chromium, mercury, PBB, PBDE, DBP, BBP, DEHP, DIBP, and 0.01% for cadmium, or qualify for an exemption to these limits as defined in the Annexes of Directive 2011/65/EU (RoHS2). Finished electrical and electronic equipment products will be CE marked as required by Directive 2011/65/EU. Components may not be CE marked. Additionally, the part numbers that TE has identified as EU ELV compliant have a maximum concentration of 0.1% by weight in homogenous materials for lead, hexavalent chromium, and mercury, and 0.01% for cadmium, or qualify for an exemption to these limits as defined in the Annexes of Directive 2000/53/EC (ELV). Regarding the REACH Regulation, the information TE provides on SVHC in articles for this part number is based on the latest European Chemicals Agency (ECHA) 'Guidance on requirements for substances in articles' posted at this URL: <https://echa.europa.eu/guidance-documents/guidance-on-reach>

Compatible Parts



TE Part # CAT-AQ6-CIC
DC Fast Charge CCS1 and CCS2 Inlet Kits




TE Part # 2402048-3
INLET HSG, CCS1 ASSY, W/O LED




TE Part # CAT-AQ6-HPCI
High-Power Charging CCS1 and CCS2 Inlet Kits

Customers Also Bought







TE Part #776494-2
AS16,PLUG ASSY,ST,08P,N SEAL,
CODE B




TE Part #1-967640-1
4POS MQS REC COD A




TE Part #5-1618398-0
EV100AAANA=CONTACTOR, SPST-
NO 9-36Vdc




TE Part #1445996-1
CONTACT, 120 PWR PROD,4 AWG




TE Part #5-965906-5
MQS0,63 Au rec LL EDS 0,5-0,75




TE Part #10142032-01
TRICAN 5V HTD2800P1B11C6 STD




TE Part #2358664-3
FLAP, ASSY, INLET COMBO 1, RIGHT



TE Part #2388501-1
CHARGE INLET, COMBO 1, LED, 90
DEGREE



TE Part #4-2103015-1
PLUG SUBASSY, A, HVA280-2PHM F



TE Part #2311753-2
2POS,PCON12,REC HSG ASSY,
180DEG,COD B

Documents

Product Drawings

FLAP, ASSY, INLET COMBO 1, LEFT

English

CAD Files

Customer View Model

ENG_CVM_CVM_2358664-1_B.2d_dxf.zip

English

Customer View Model

ENG_CVM_CVM_2358664-1_B.3d_stp.zip

English

Customer View Model

ENG_CVM_CVM_2358664-1_B.3d_igs.zip

English

3D PDF

3D

By downloading the CAD file I accept and agree to the [Terms and Conditions](#) of use.

Datasheets & Catalog Pages



ICT CHARGING INLET FLAP ASSEMBLIES

English