



CST

TE Internal #: 2-1375820-6

TE Internal Description: CST-100 II HOUSING 26 POS

Receptacle Housing: 2.54mm, 1 Row, CST-100 II

[View on TE.com >](#)

Connectors > PCB Connectors > Wire-to-Board Connectors > Wire-to-Board Connector Assemblies & Housings >

Receptacle Housing: 2.54mm, 1 Row, CST-100 II



Connector Product Type: **Housing**

Connector & Housing Type: **Receptacle**

Connector System: **Wire-to-Wire**

Number of Positions: **26**

Centerline (Pitch): **2.54 mm [ .1 in ]**

[All Receptacle Housing: 2.54mm, 1 Row, CST-100 II \(24\)](#)

Features

Product Type Features

Connector Product Type	Housing
Connector & Housing Type	Receptacle
Connector System	Wire-to-Wire
Sealable	No
Connector & Contact Terminates To	Wire & Cable

Configuration Features

Number of Positions	26
Number of Rows	1

Electrical Characteristics

Operating Voltage	250 VAC
-------------------	---------

Body Features

Primary Product Color	Natural
-----------------------	---------



Contact Features

Contact Retention Within Housing	Without
Contact Layout	Inline
Contact Type	Socket
Contact Current Rating (Max)	7 A

Termination Features

Termination Method to Wire & Cable	Crimp
------------------------------------	-------

Mechanical Attachment

Strain Relief	Without
PCB Mount Alignment	Without
Panel Mount Feature	Without
PCB Mount Retention	Without
Mating Retention Type	Latch
Mating Retention	With
Connector Mounting Type	Cable Mount (Free-Hanging)

Housing Features

Housing Material	Nylon - GF
Centerline (Pitch)	2.54 mm[.1 in]

Dimensions

Connector Length	66.55 mm[2.62 in]
Connector Height	6.6 mm[.26 in]
Wire Size	.13 – .33 mm²

Usage Conditions

Operating Temperature Range	-55 – 105 °C[-67 – 221 °F]
-----------------------------	----------------------------

Operation/Application

Circuit Application	Power & Signal
---------------------	----------------

Industry Standards

Glow Wire Rating	Standard Part - Not Glow Wire
Compatible With Agency/Standards Products	CSA, UL
UL Flammability Rating	UL 94V-0

Packaging Features

Packaging Quantity	1
--------------------	---



Packaging Method	Package
------------------	---------

Product Compliance

For compliance documentation, visit the product page on TE.com>

EU RoHS Directive 2011/65/EU	Compliant
EU ELV Directive 2000/53/EC	Compliant
China RoHS 2 Directive MIIT Order No 32, 2016	No Restricted Materials Above Threshold
EU REACH Regulation (EC) No. 1907/2006	Current ECHA Candidate List: JUNE 2024 (241) Candidate List Declared Against: JAN 2024 (240) Does not contain REACH SVHC
Halogen Content	Low Halogen - Br, Cl, F, I < 900 ppm per homogenous material. Also BFR/CFR/PVC Free
Solder Process Capability	Not applicable for solder process capability

Product Compliance Disclaimer

This information is provided based on reasonable inquiry of our suppliers and represents our current actual knowledge based on the information they provided. This information is subject to change. The part numbers that TE has identified as EU RoHS compliant have a maximum concentration of 0.1% by weight in homogenous materials for lead, hexavalent chromium, mercury, PBB, PBDE, DBP, BBP, DEHP, DIBP, and 0.01% for cadmium, or qualify for an exemption to these limits as defined in the Annexes of Directive 2011/65/EU (RoHS2). Finished electrical and electronic equipment products will be CE marked as required by Directive 2011/65/EU. Components may not be CE marked. Additionally, the part numbers that TE has identified as EU ELV compliant have a maximum concentration of 0.1% by weight in homogenous materials for lead, hexavalent chromium, and mercury, and 0.01% for cadmium, or qualify for an exemption to these limits as defined in the Annexes of Directive 2000/53/EC (ELV). Regarding the REACH Regulation, the information TE provides on SVHC in articles for this part number is based on the latest European Chemicals Agency (ECHA) ‘Guidance on requirements for substances in articles’ posted at this URL: <https://echa.europa.eu/guidance-documents/guidance-on-reach>

Compatible Parts



TE Part # 2-640454-6  
26P MTA100 HDR ASSY SQ STR POL




TE Part # 2-640550-6  
26P MTA100 COVER




TE Part # 5-641215-6  
26P MTA100 HDR ASSY FL/ST 30AU

Customers Also Bought







TE Part #164163-1  
PIN ASS




TE Part #1827589-2  
DYNAMIC D1000 REC CONT 2L AU  
0.38um L/P




TE Part #640456-4  
04P MTA100 HDR ASSY F/L SQ STR




TE Part #2-66102-5  
III+ PIN,24-20,TIN ,STRIP




TE Part #2201864-2  
MINI I/O REC KIT TYPE I M




TE Part #213974-1  
METRIMATE 30P RCPT HOUSING




TE Part #1658620-1  
10 NOVO MIL 15DP, LEAD FREE



TE Part #2-2205130-3  
CA MINI IO TYPE II PIGTAIL



TE Part #855366-000  
382A012-25/225-0



TE Part #0591683001  
ACW0219-0.50-5(NS)

Documents

Product Drawings

CST-100 II HOUSING 26 POS

English

CAD Files

3D PDF

3D

Customer View Model

ENG\_CVM\_CVM\_2-1375820-6\_A.2d\_dxf.zip

English

Customer View Model

ENG\_CVM\_CVM\_2-1375820-6\_A.3d\_igs.zip

English

Customer View Model

ENG\_CVM\_CVM\_2-1375820-6\_A.3d\_stp.zip

English

By downloading the CAD file I accept and agree to the [Terms and Conditions](#) of use.

Product Specifications



Application Specification

English

Instruction Sheets

Instruction Sheet (U.S.)

English

Agency Approvals

CSA Certificate

English