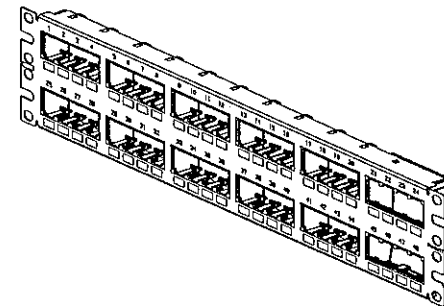
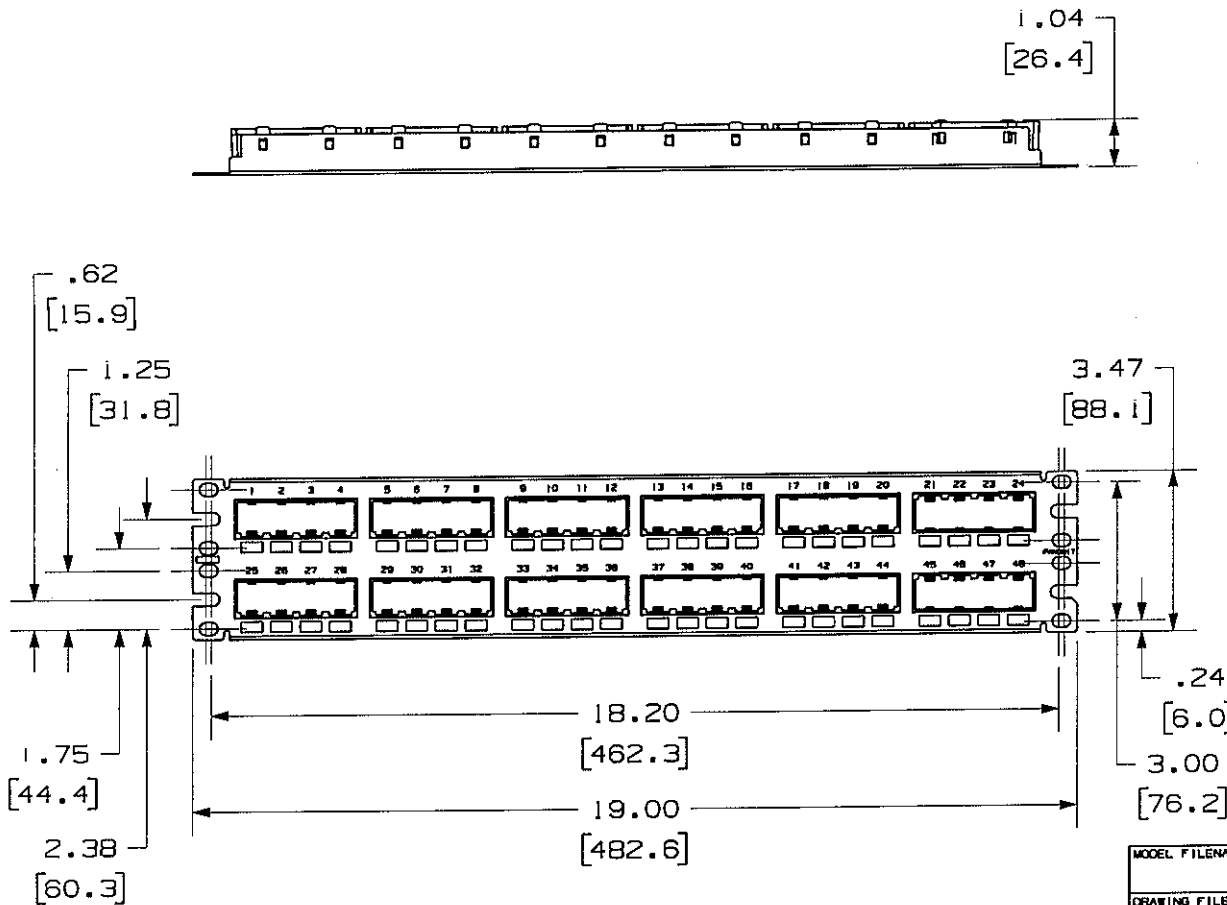


THIS COPY IS PROVIDED ON A RESTRICTED BASIS AND IS NOT TO BE USED IN ANY WAY DETRIMENTAL TO THE INTERESTS OF PANDUIT CORP.

| PANDUIT P/N | WEIGHT |
|-------------|-------------------------------------|
| CPP48FMWBLY | 11.2 LB/10 PCS (5087.2 g/10 PCS) |

- NOTES:
- SEE CURRENT CATALOG FOR VARIOUS APPLICATIONS WITH THIS WIRING SYSTEM.
 - THE FLUSH MOUNT PATCH PANEL IS DESIGNED FOR MOUNTING TO 19" UNIVERSAL RACKS.
 - PACKAGE CONTENTS:
 - (1) -48 PORT STAMPING
 - (6) -8 POSITION FACEPLATE (ASSEMBLED TO PANEL)
 - (1) -SCREW KIT (INCLUDES FOUR #12-24 SCREWS)
 - (1) -SCREW KIT (INCLUDES FOUR M6 SCREWS)
 - DIMENSIONS IN PARENTHESIS ARE IN METRIC.



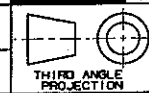
| | | | |
|------------------|-------------------------------|------|---|
| MODEL FILENAME | MO1668AA_CPP48FM_ASMBL_01.PRT | SIZE | A |
| DRAWING FILENAME | MO2479CV_DC75_00A.PRT | | |

NETWORK SYSTEMS
MAY 26 2006
ENGINEERING DEPT

MINI-COM 48 PORT FLUSH MOUNT
MODULAR PATCH PANEL CUSTOMER DRAWING



| | |
|------------------|-------------|
| I.I. NUMBER | N/A |
| PRODUCT SPEC | N/A |
| WORK INSTRUCTION | N/A |
| SCALE | NONE |
| PART NO. | CPP48FMWBLY |



ALL DIMENSIONS ARE GIVEN IN INCHES, UNLESS OTHERWISE SPECIFIED.
DIMENSIONAL TOLERANCES ARE:
(.X) ± (.XX) ± .010(.3)
(.XX) ± .03(.8) ANGLES ±

DRAWN BY
JsP

MATERIAL:
PANEL: 20 GAGE C.R.S.
FACEPLATE: ABS

DRAWING NO.
02479-075

DATE
3-11-06

CHK'D
MJD

| REV | DATE | BY | CHK | DESCRIPTION | ECN | R | CUST | SUP | OTH |
|-----|---------|-----|-----|------------------------|-----------|---|------|-----|-----|
| R | 3-11-06 | JsP | MJD | RELEASED TO PRODUCTION | 02479-075 | | | | |

Mouser Electronics

Authorized Distributor

Click to View Pricing, Inventory, Delivery & Lifecycle Information:

[Panduit:](#)

[CPP48FMWBLY](#)