由 Autodesk 教育版产品制作

RoHS

MAPX	MODIFICATION	DRW	DATE

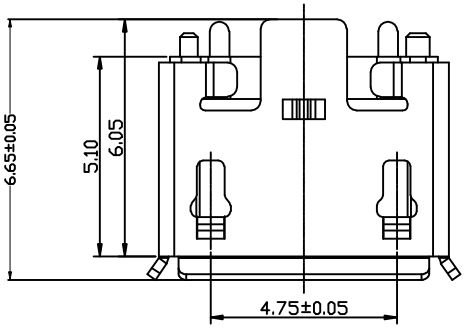

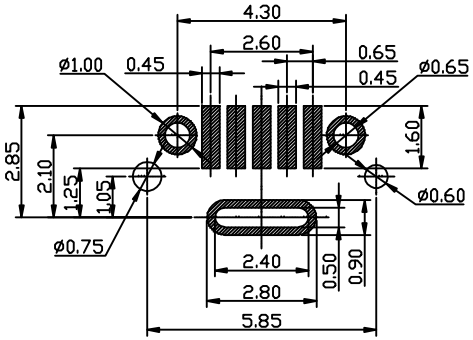

RECOMMANDED PCB LAYOUT

备注:

1.产品规格:

1-1.插入力:35N MAX.

1-2.拔出力:10N MIN. INITIAL 8-20N AFTER

1-3.额定电流:1.0A

1-4.额定电压:30V

1-5.耐久性:10000 CYCLES MIN.

1-6.耐电压:100V AC MIN.

1-7.接触阻抗:30mΩ MAX. INITIAL;40mΩ MAX AFTER

1-8.绝缘电阻:100MΩ MIN

1-9.工作温度:-30° TO +80°

2.材质:

2.1胶芯: LCP UL94V-0

2.2端子: C2680R-H,镍底,镀金1μ"

2.3外壳: SUS201/301,表面镀雾锡/镀镍

3.重点尺寸标识"▲"符号

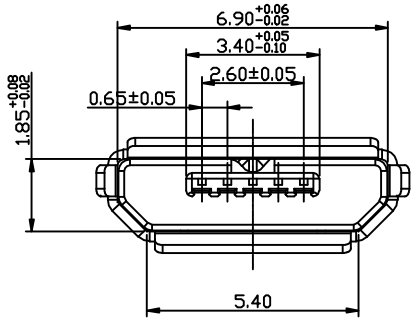

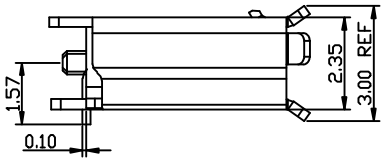

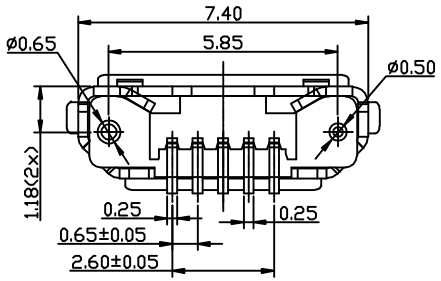

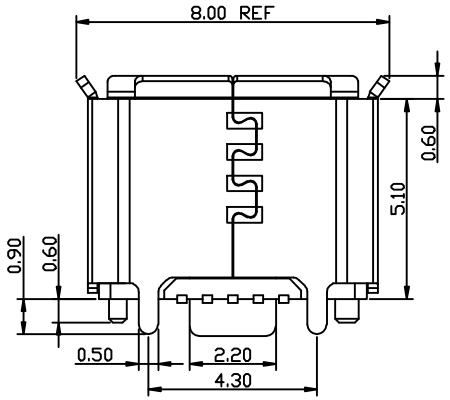

产品图 PRODUCT CHART DWG			
公差一览表 TOLERANCE UNLESS OTHERMSE			
X.	±0.25	X.	±5.°
.X	±0.20	.X	±2.°
.XX	±0.15	.XX	±1.°
.XXX	±0.10	.XXX	±0.5°

深圳市精拓金电子有限公司
Shenzhen Jing Tuo Jin Electronics Co., Ltd.

单位 UNITS	MM	制图 DRAWING	ZYB	制图料号 PRODUCT PART NO.	920-154A2021Y10108		
比例 SCALE	1:1	审核 CHKD	郭志富	产品名称 PRODUCT NO.	MICRO USB TYPE B 7/7.6F焊脚有沿带铁壳立式10A(超薄0.8MT)带+铁柱		
日期 DATE	2016-09-09	核准 APPD	黄国荣	角法 VIEW		版本 VER	A0

由 Autodesk 教育版产品制作
由 Autodesk 教育版产品制作
由 Autodesk 教育版产品制作