



TE Internal #: 5413476-2
BNC RF Interface, Jack, 50 ohm, Bayonet, 1 GHz Operating
Frequency, Cable-to-Board, 1 Position, Printed Circuit Board, Panel
Mount
[View on TE.com >](#)

Connectors > RF Connectors > Coax Connectors



RF Interface: **BNC**
RF Connector Style: **Jack**
RF Connector Mated Outer Diameter (Approximate): **14.53 mm [.572 in]**
Impedance: **50 Ω**
RF Connector Coupling Mechanism: **Bayonet**

Features

Product Type Features

RF Interface	BNC
RF Connector Style	Jack
Connector System	Cable-to-Board
Sealable	No
Connector & Contact Terminates To	Printed Circuit Board

Configuration Features

PCB Mount Orientation	Vertical
Number of Positions	1
Number of Coaxial Contacts	1

Electrical Characteristics

Impedance	50 Ω
-----------	------

Body Features

Body Material	Zinc
Body Plating Material	Nickel

Contact Features

RF Connector Center Contact Underplating Material	Nickel
	30 μin
RF Connector Center Contact Plating Material	Gold



RF Connector Center Contact Material	Phosphor Bronze
Termination Features	
Termination Post & Tail Length	5.72 mm[.225 in]
Termination Method to PCB	Through Hole - Solder
Mechanical Attachment	
PCB Mount Retention	With
Panel Mount Feature Type	Lockwasher and Nut
RF Connector Coupling Mechanism	Bayonet
Connector Mounting Type	Panel Mount
RF Contact Captivation Method	Mechanical
Detent	With
Dimensions	
Mounting Post Length	3.48 mm[.137 in]
Profile Height from PCB	35.56 mm[1.4 in]
RF Connector Mated Outer Diameter (Approximate)	14.53 mm[.572 in]
Usage Conditions	
Operating Temperature Range	-55 – 85 °C[-67 – 185 °F]
Operation/Application	
Operating Frequency	1 GHz
Packaging Features	
Packaging Method	Tube
Other	
Grade	Commercial
Dielectric Material	Polymethylpentene
Product Compliance	
For compliance documentation, visit the product page on TE.com>	
EU RoHS Directive 2011/65/EU	Compliant with Exemptions
EU ELV Directive 2000/53/EC	Compliant with Exemptions
China RoHS 2 Directive MIIT Order No 32, 2016	Restricted Materials Above Threshold
EU REACH Regulation (EC) No. 1907/2006	Current ECHA Candidate List: JUNE 2024 (241)



Candidate List Declared Against: JUNE 2024 (241)
Does not contain REACH SVHC

Halogen Content	Not Low Halogen - contains Br or Cl > 900 ppm.
Solder Process Capability	Wave solder capable to 265°C

Product Compliance Disclaimer

This information is provided based on reasonable inquiry of our suppliers and represents our current actual knowledge based on the information they provided. This information is subject to change. The part numbers that TE has identified as EU RoHS compliant have a maximum concentration of 0.1% by weight in homogenous materials for lead, hexavalent chromium, mercury, PBB, PBDE, DBP, BBP, DEHP, DIBP, and 0.01% for cadmium, or qualify for an exemption to these limits as defined in the Annexes of Directive 2011/65/EU (RoHS2). Finished electrical and electronic equipment products will be CE marked as required by Directive 2011/65/EU. Components may not be CE marked. Additionally, the part numbers that TE has identified as EU ELV compliant have a maximum concentration of 0.1% by weight in homogenous materials for lead, hexavalent chromium, and mercury, and 0.01% for cadmium, or qualify for an exemption to these limits as defined in the Annexes of Directive 2000/53/EC (ELV). Regarding the REACH Regulation, the information TE provides on SVHC in articles for this part number is based on the latest European Chemicals Agency (ECHA) 'Guidance on requirements for substances in articles' posted at this URL: <https://echa.europa.eu/guidance-documents/guidance-on-reach>

Compatible Parts

TE Part # 5413959-3
BNC HEX RT ANG PLUG 50 OHM

TE Part # 1-221128-0
PLUG,COMMERCIAL BNC











TE Part # 2-5221128-3
PLUG,COMMERCIAL BNC

TE Part # 5221128-1
PLUG,COMMERCIAL BNC

TE Part # 2-221128-3
PLUG,COMMERCIAL BNC

Customers Also Bought



 <p>TE Part #103414-1 03 MODII HDR SRST SHRD .100CL</p>	 <p>TE Part #1-111623-9 14, 2MM, POL,30 DP, LEAD FREE</p>	 <p>TE Part #2-1445055-4 MICRO MNL HDR ASSY S/ROW LF</p>	 <p>TE Part #3-1761607-3 IDC LOW PRO HDR 40P RA LG LAT</p>
 <p>TE Part #9-2176306-1 RP 1E 0.1W 10K 0.1% 25PPM 5K RL</p>	 <p>TE Part #T4062113004-001 RPC-M8-4MS-0.5SH-M8-4FS-PVC</p>	 <p>TE Part #1757691-1 A600R,SZ2,(C4/120T2/13C2)</p>	 <p>TE Part #2157023-2 A600,Sz1,Receptacle Assy,60/60/5Q2</p>
 <p>TE Part #1757625-4 BLANK / 60 / 5C2 RECEPTACLE</p>	 <p>TE Part #43020-12-12P7 HERM RECP</p>		

Documents

Product Drawings
JACK,DECOUPLER,PCB,VERT,BNC
English

CAD Files
3D PDF
3D
Customer View Model
ENG_CVM_CVM_5413476-2_F_c-5413476-2-f.2d_dxf.zip
English
Customer View Model
ENG_CVM_CVM_5413476-2_F_c-5413476-2-f.3d_igs.zip
English
Customer View Model
ENG_CVM_CVM_5413476-2_F_c-5413476-2-f.3d_stp.zip
English

By downloading the CAD file I accept and agree to the Terms and Conditions of use.

Datasheets & Catalog Pages



Decoupled Connectors

English

Product Specifications

Application Specification

English