



Terminals & Splices > Ring Terminals



Ring Terminal Product Type: Closed Ring Tongue Terminal

Wire Size: 2050 – 5180 CMA

Stud Size: 1/2, M12

Features

Product Type Features

Ring Terminal Product Type	Closed Ring Tongue Terminal
Stud Size	1/2, M12
Sealable	No

Wire Insulation Support Retention Type	Non-Insulation Support
--	------------------------

Configuration Features

Number of Holes	1
-----------------	---

Body Features

Product Weight	1.953 g
----------------	---------

Contact Features

Barrel Type	Closed
Terminal Orientation	Straight
Terminal Plating Material	Tin

Mechanical Attachment

Wire Insulation Support	Without
-------------------------	---------

Dimensions

Wire Size	2050 – 5180 CMA
Stud Diameter	12.7 mm[.5 in]
Tongue Thickness	.84 mm[.033 in]
Product Length	30.07 mm[1.184 in]
Barrel Inside Diameter	2.16 mm[.085 in]

Usage Conditions

Insulation Option	Uninsulated
Operating Temperature Range	170 °C[338 °F]

Operation/Application

Compatible With Wire Base Material	Copper
Compatible With Wire Plating Material	Tin

Industry Standards

Government Qualified Terminal	No
-------------------------------	----

Packaging Features

Packaging Quantity	1000
Packaging Method	Loose Piece

Product Compliance

For compliance documentation, visit the product page on TE.com>

EU RoHS Directive 2011/65/EU	Compliant
EU ELV Directive 2000/53/EC	Compliant
China RoHS 2 Directive MIIT Order No 32, 2016	No Restricted Materials Above Threshold
EU REACH Regulation (EC) No. 1907/2006	Current ECHA Candidate List: JUNE 2024 (241) Candidate List Declared Against: JUNE 2024 (241) Does not contain REACH SVHC
Halogen Content	Low Halogen - Br, Cl, F, I < 900 ppm per homogenous material. Also BFR/CFR/PVC Free
Solder Process Capability	Not applicable for solder process capability





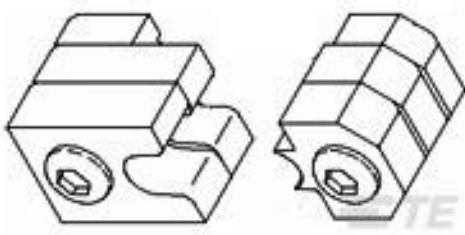

Product Compliance Disclaimer

This information is provided based on reasonable inquiry of our suppliers and represents our current actual knowledge based on the information they provided. This information is subject to change. The part numbers that TE has identified as EU RoHS compliant have a maximum concentration of 0.1% by weight in homogenous materials for lead, hexavalent chromium, mercury, PBB, PBDE, DBP, BBP, DEHP, DIBP, and 0.01% for cadmium, or qualify for an exemption to these

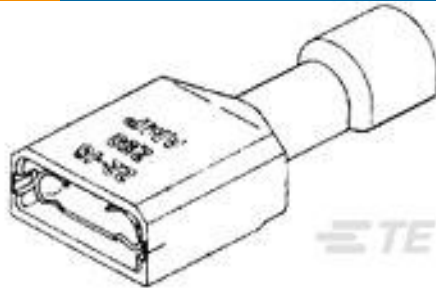
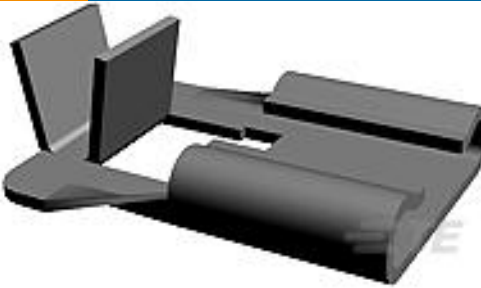






limits as defined in the Annexes of Directive 2011/65/EU (RoHS2). Finished electrical and electronic equipment products will be CE marked as required by Directive 2011/65/EU. Components may not be CE marked. Additionally, the part numbers that TE has identified as EU ELV compliant have a maximum concentration of 0.1% by weight in homogenous materials for lead, hexavalent chromium, and mercury, and 0.01% for cadmium, or qualify for an exemption to these limits as defined in the Annexes of Directive 2000/53/EC (ELV). Regarding the REACH Regulation, the information TE provides on SVHC in articles for this part number is based on the latest European Chemicals Agency (ECHA) 'Guidance on requirements for substances in articles' posted at this URL: <https://echa.europa.eu/guidance-documents/guidance-on-reach>

Compatible Parts

 <p>TE Part # 58545-1 SOLISTRAND 10-22 DIE ASSY</p>	 <p>TE Part # 49935 DAHT SOLIS 22-10 ASSY</p>	 <p>TE Part # 58546-1 PC 22-10 SOLISSPICE SPL I SHT</p>	 <p>TE Part # 58545-3 SDE DIE ASSY. 22-10 SOLISTRAND</p>
 <p>TE Part # 47813 DIES SOLIS 16-14 DIE SET</p>	 <p>TE Part # 169400 CERTI-LOK FRAME W/O DIES</p>		

Customers Also Bought

 <p>TE Part #2-520262-2 ULTRAFAST 187 ASSY REC 22-18 TPBR LP</p>	 <p>TE Part #63096-1 250 FASTON FLAG REC 18-14 AWG BR</p>	 <p>TE Part #1776293-1 TSB23001DS=EUROPA TERM BLK, 8MM</p>	 <p>TE Part #32858 TERMINAL,BUDG R 26-22 6</p>
 <p>TE Part #3-1462000-7 C93418=MT Relay 200 mW 12 V</p>	 <p>TE Part #2-35135-2 TERMINAL,SOLIS R 12-10 1/2</p>	 <p>TE Part #2-34112-2 SOLIS R 22-16COMM 22-18MIL 10</p>	 <p>TE Part #320093 TERMINAL,SOLIS R 16-14 10</p>



Documents

Product Drawings

TERMINAL,SOLIS R 16-14 1/2

English

CAD Files

3D PDF

3D

Customer View Model

ENG_CVM_CVM_50981_A.2d_dxf.zip

English

Customer View Model

ENG_CVM_CVM_50981_A.3d_igs.zip

English

Customer View Model

ENG_CVM_CVM_50981_A.3d_stp.zip

English

By downloading the CAD file I accept and agree to the [Terms and Conditions](#) of use.

Agency Approvals

UL Report

English