

BS.C ,201632,020

C

GEN. ST.

01

02

03

04

05

06

07

08

0D

50

60

70

80

90

INT. ST.

10

11

12

13

14

18

20

31

32

33

34

38

39

07

08

0D

50

60

70

80

90

REV.

DATE

DESCRIPTION

BY

C'K'D'

A

2001-09-14

CONVERSION REVISION 02

KN

B

2005-10-05

105-0184

ALEX B

BKP

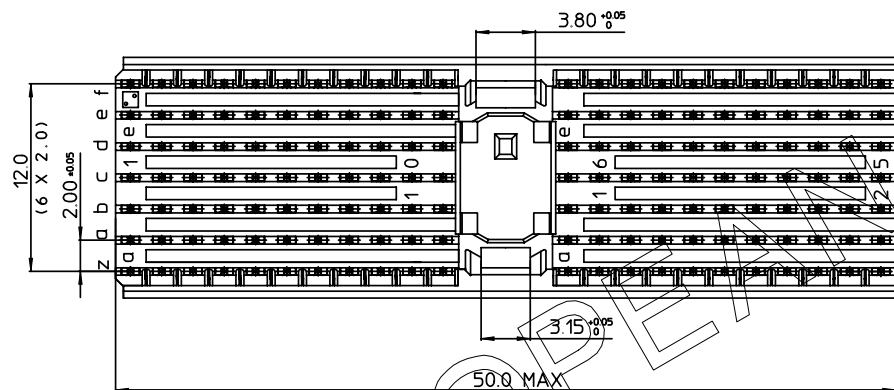
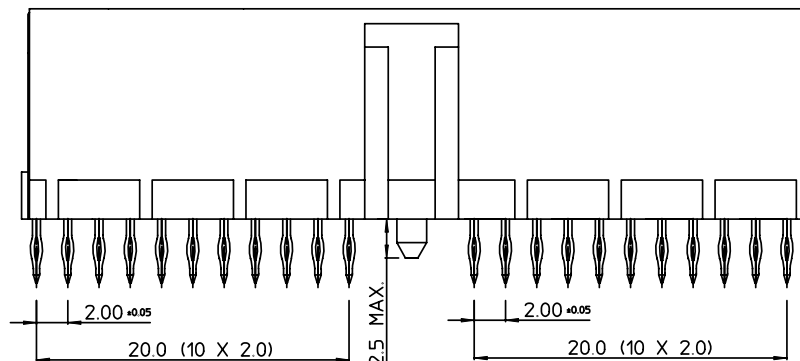
C

2006-07-05

106-0096

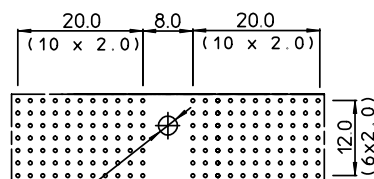
VIVEK

BKP



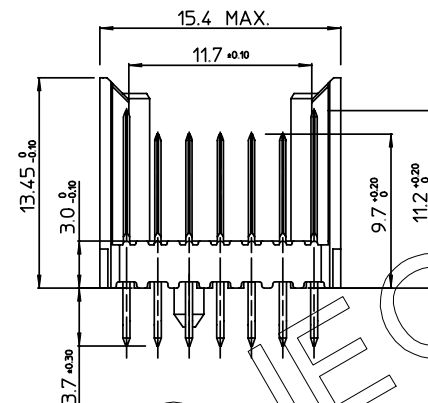
CONTACT LAY-OUT

ROW Z, F : MATING LEVEL 3 / SHORT TERMINATION  
ALL POS  
ROW A, B, C, D, E : MATING LEVEL 2 / SHORT TERMINATION  
ALL POS

LAY-OUT  
P.C.B.-HOLES

THIS IS OUR EXCLUSIVE PROPERTY. IT IS NOT TO BE COPIED, REPRINTED  
OR DISCLOSED TO A THIRD PARTY. NOR USED FOR MANUFACTURING WITHOUT  
OUR WRITTEN CONSENT. AND HAS TO BE RETURNED TO US IN CASE OF NO USAGE

DIT IS ONZE EIGENDOM EN MAG NOCH NAGEMAAKT, HERDRIKT, OVERGEMAAKT AAN  
DERDEN, NOCH VOOR FABRIKATIE GEBRUIKT WORDEN, ZONDER ONZE SCHRIFTELIJKE  
TOELATING. BIJ NIET GEBRUIK IS TERUGZENDING VERPLICHT.



## PERFORMANCE CHARACTERISTICS

CURRENT RATING : 1.5 A AT 20°C ( FULLY LOADED )  
1 A AT 70°C ( FULLY LOADED )  
RATED VOLTAGE : 500 V AC ( CONT / CONT )  
OPERATING TEMPERATURE : -55°C TO 125°C  
CONTACT RESISTANCE : 20 mΩ MAX  
INSERTION FORCE : 0.75 N MAX / CONT  
EXTRACTION FORCE : 0.15 N MIN / CONT  
INSULATION RESISTANCE : 10<sup>4</sup> MΩ MIN

LEAD FREE INDICATOR : LF = LEAD FREE  
(DIGIT 15 & 16)

HM2P07PDE121

PLATING CODE (DIGIT 13 AND 14)  
(REF DWG No. BS.C ,201844,003)

## NOTES:

1. THIS PRODUCT IS CSA APPROVED.
2. THIS PRODUCT IS UL RECOGNIZED.
3. MEASURED AT THE BOTTOM.
4. MATERIAL CONTACT: PHOSPHORBRONZE  
HOUSING: CREAM WHITE GLASSFILLED  
POLYESTER UL-94V0
5. CONNECTOR PRINTED WITH P/N AND DATE CODE.
6. FOR ACTUAL CONTACT LOADINGS, SEE LOADING PATTERN  
MATING SIDE.
7. SHAPE OF CONNECTOR HOUSING CAN ALTER  
DEPENDING ON PRODUCTION LOCATION.
8. THE PRODUCT (LF) MEETS EUROPEAN UNION DIRECTIVES AND OTHER COUNTRY  
REGULATIONS AS DESCRIBED IN GS-22-008
9. FOR RECOMMENDED PTH DIMENSIONS REFER DRAWING : BS.A ,201572,001

MALE SIGNAL STRAIGHT PRESS-FIT-TO-BOARD CONNECTOR  
WITH SERVICECENTER

1DEC ±0.2 2DEC ±0.1 ANGLES ±1°	APPR.	DATE	SIGN.	MILLIPACS 2 / TYPE A / SHIELDED
	DRAFT	1997-01-23	W. Panis	CAT. No. HM2P07PDE121----
	CHECKED			
	PROD. MGR.			
	PR. ENG. MGR.			
	PR. MGT. MGR.			

ALL DIMENSIONS IN MM

## REFERENCES



www.fciconnect.com

SCALE

3/1

BS.C ,201632,020

C

DRAWING No.

CUSTOMER DRAWING

REVISION

PDM: Rev: C

STATUS: Released

Printed: Dec. 01, 2007

# Mouser Electronics

Authorized Distributor

Click to View Pricing, Inventory, Delivery & Lifecycle Information:

[FCI / Amphenol:](#)

[HM2P07PDE121L9LLF](#) [HM2P07PDE121N9LF](#) [HM2P07PDE121E9LF](#) [HM2P07PDE121L9](#) [HM2P07PDE121L9L](#)  
[HM2P07PDE121N9](#)