



Connectors > PCB Connectors > Board-to-Board Connectors > PC/104 Connectors



Number of Positions: 104

Centerline (Pitch): 2.54 mm [.1 in]

Number of Loaded Positions: 104

Contact Current Rating (Max): 3 A

Features

Product Type Features

Connector System	Board-to-Board
Connector & Contact Terminates To	Printed Circuit Board

Configuration Features

Stacking Configuration	Non-Stack Through
Number of Positions	104
Number of Loaded Positions	104

Electrical Characteristics

Dielectric Withstanding Voltage (Max)	500 VAC
Insulation Resistance	1000 MΩ

Body Features

Primary Product Color	Black
-----------------------	-------

Contact Features

Contact Mating Area Plating Material	Gold
Contact Base Material	Phosphor Bronze
Contact Current Rating (Max)	3 A



Termination Features

Termination Post & Tail Length	3.03 mm[.119 in]
Termination Method to PCB	Through Hole - Solder

Mechanical Attachment

PCB Mount Retention Type	None
Connector Mounting Type	Board Mount

Housing Features

Housing Material	Nylon - GF
Centerline (Pitch)	2.54 mm[.1 in]

Usage Conditions

Operating Temperature Range	-55 – 105 °C[-67 – 221 °F]
-----------------------------	----------------------------

Operation/Application

Circuit Application	Signal
---------------------	--------

Industry Standards

UL Flammability Rating	UL 94V-0
------------------------	----------

Product Compliance

For compliance documentation, visit the product page on [TE.com](#)>

EU RoHS Directive 2011/65/EU	Not Compliant
EU ELV Directive 2000/53/EC	Compliant with Exemptions
China RoHS 2 Directive MIIT Order No 32, 2016	Restricted Materials Above Threshold
EU REACH Regulation (EC) No. 1907/2006	Current ECHA Candidate List: JUNE 2024 (241) Candidate List Declared Against: JUNE 2024 (241) SVHC > Threshold: Pb (13% in Component Part) Article Safe Usage Statements: Do not eat, drink or smoke when using this product. Wash thoroughly after handling. Recycle if possible and dispose of the article by following all applicable governmental regulations relevant to your geographic location.
Halogen Content	Not Low Halogen - contains Br or Cl > 900 ppm.
Solder Process Capability	Wave solder capable to 240°C


Product Compliance Disclaimer

This information is provided based on reasonable inquiry of our suppliers and represents our current actual knowledge based on the information they provided. This information is subject to change. The part numbers that TE has identified as EU RoHS compliant have a maximum concentration of 0.1% by weight in homogenous materials for lead, hexavalent




chromium, mercury, PBB, PBDE, DBP, BBP, DEHP, DIBP, and 0.01% for cadmium, or qualify for an exemption to these limits as defined in the Annexes of Directive 2011/65/EU (RoHS2). Finished electrical and electronic equipment products will be CE marked as required by Directive 2011/65/EU. Components may not be CE marked. Additionally, the part numbers that TE has identified as EU ELV compliant have a maximum concentration of 0.1% by weight in homogenous materials for lead, hexavalent chromium, and mercury, and 0.01% for cadmium, or qualify for an exemption to these limits as defined in the Annexes of Directive 2000/53/EC (ELV). Regarding the REACH Regulation, the information TE provides on SVHC in articles for this part number is based on the latest European Chemicals Agency (ECHA) 'Guidance on requirements for substances in articles' posted at this URL: <https://echa.europa.eu/guidance-documents/guidance-on-reach>

Compatible Parts



TE Part # 1375963-4
PC104 CONN NONSTKTHU NO
STNDOL

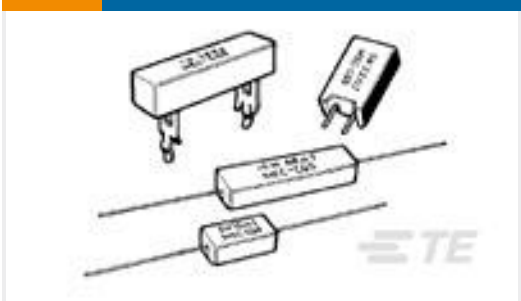


TE Part # 1375963-1
PC104 CONN NONSTKTHRU NO
STNDO

Customers Also Bought



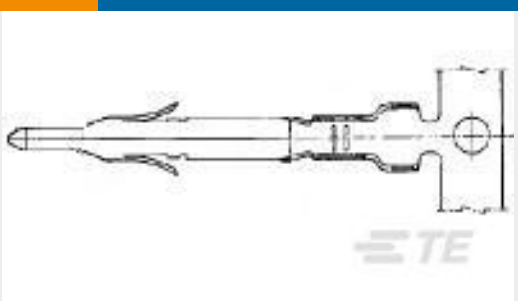
TE Part #413990-2
STR JACK,SMB,PCB



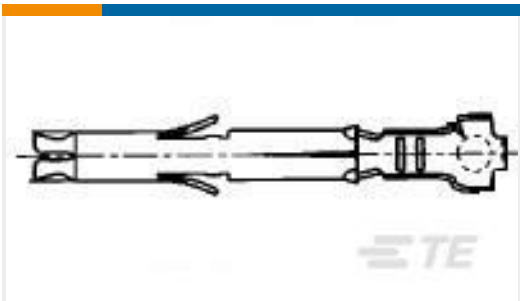
TE Part #1-1623788-8
SQM5 6R8 5% (WIRE)



TE Part #5-102202-1
04 MODII HDR SRST SHRD LF



TE Part #170363-1
MINI UNIVERSAL M-N-L PIN LP



TE Part #170365-1
MINI UNIVERSAL M-N-L SOCKET LP



TE Part #1676472-2
RN 0805 9K09 0.1% 10PPM 1KRL



TE Part #5787441-1
HDR ASY,RA,NO KEY,STR TAIL



TE Part #144663-E
MSPEED 50 F SMDTHR F4 * AB VV
137 094 *



TE Part #2446155-1
HIGH D BNC,RA JK 50OHM,BKD,PCB,
12GHZ

Documents



Product Drawings

PC104 CONN NONSTKTHRU NO STNDO

English

CAD Files

Customer View Model

ENG_CVM_1375963-2_C.3d_igs.zip

English

Customer View Model

ENG_CVM_1375963-2_C.3d_stp.zip

English

Customer View Model

ENG_CVM_1375963-2_C.2d_dxf.zip

English

3D PDF

English

By downloading the CAD file I accept and agree to the [Terms and Conditions](#) of use.

Product Specifications

Application Specification

English

Agency Approvals

UL Report

English