REVISIONS					
REV.	ECN NO.	LOCATION	DESCRIPTION	DATE	DESIGN
A0	N/A		INITIAL RELEASE		
A1	N/A		图框升级整理图面	2024.08.13	阿 树

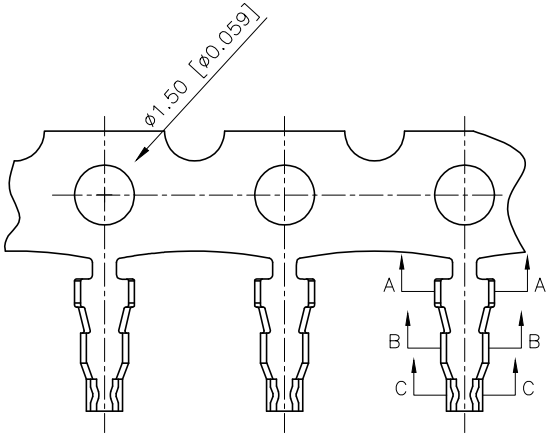

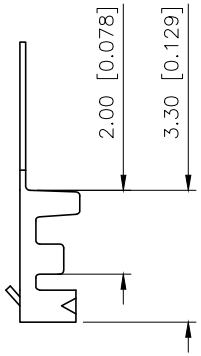

■SPECIFICATIONS
- •Voltage rating:125V AC/DC
- •Current rating:1A AC/DC
- •Withstanding Voltage:250V AC/minute
- •Temperature range:−45°C~+125°C
- •Insulation resistance:≥100MΩ
- •Contact resistance:≤20mΩ
- •After environmental testing:≤40mΩ

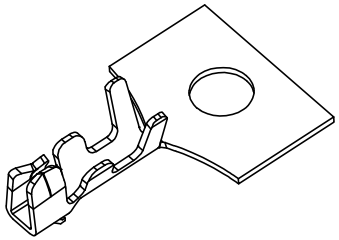

PART NO.:

X9821 T F−P SN
① ② ③ ④ ⑤

① Series No
② Category:T−terminal
③ Welding Board Angle: F−Fmale
④ Material:PT−PBT 94V−0
⑤ Plating style:V01−Gold Flash;SN−Bright tin plating
SN2−Bright Tin Plating 120u''Min

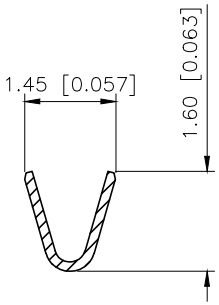

SECTION:A−A
SCALE:1:1

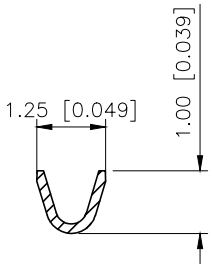

SECTION:B−B
SCALE:1:1

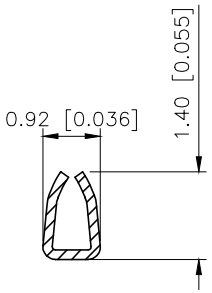

SECTION:C−C
SCALE:1:1

PART NO	Material	Wire Range	Insulation O.D.	Finish	Suitable XKB Housing
X9821TF−XX−SN2	Phosphor Bronze	AWG#28−32	1.0mm(Max)	Stamping Before Plating:50u'' Min Ni;120u''Sn Min	X9821HM−PSN
X9821TF−PV01				Stamping Before Plating:30u'' Min Ni;Whole Gold:Gold Flash	
X9821TF−PSN				Stamping Before Plating:30u'' Min Ni;70u''Sn Min	

ANGLAR	±5°
X.	±0.40
X.x	±0.30
X.xx	±0.20
X.xxx	±0.15
UNSPECIFIED TOLERANCES	

XKB

DESIGN	阿 树	VIEW:	MODEL TYPE: 1.25mm Crimp Style Connectors
CHECKED		UNIT: mm/in	PART NO.: X9821TF−PSN
APPROVED		SIZE: A4	DWG NO.:

XKB INDUSTRIAL PRECISION CO.,LIMITED

SCALE	PAGE	REVISION
N/A	1/1	A1