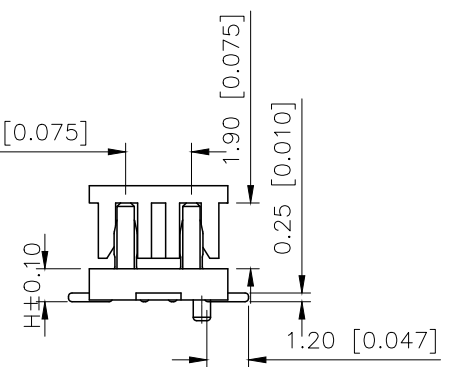
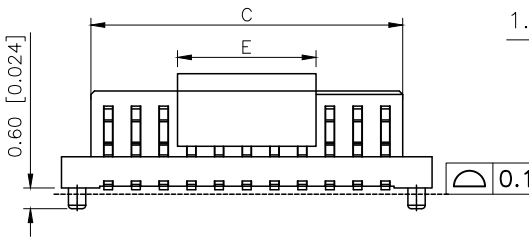
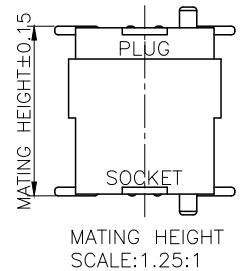
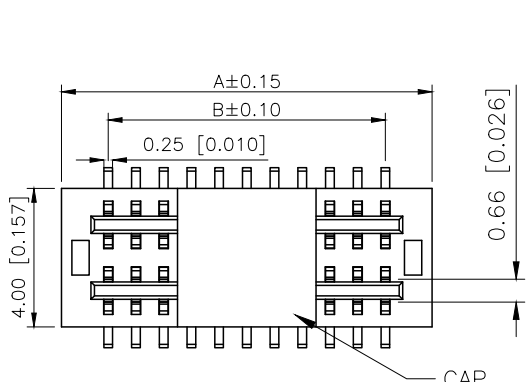


REVISIONS					
REV.	ECN NO.	LOCATION	DESCRIPTION	DATE	DESIGN
A0	N/A		INITIAL RELEASE	/	/
A1	N/A		图面升级整理图面	2025.2.14	阿树

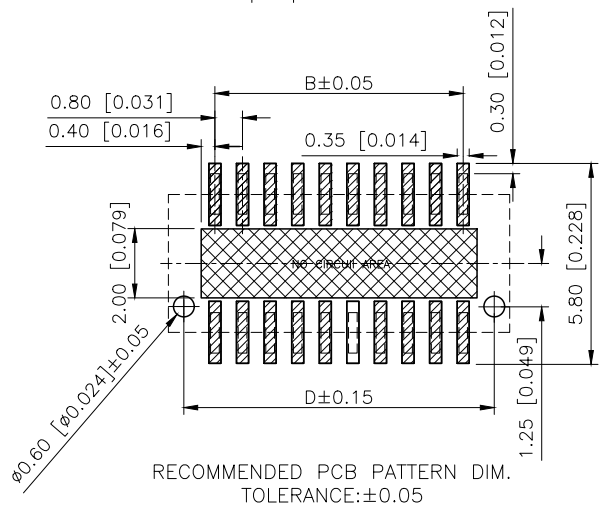
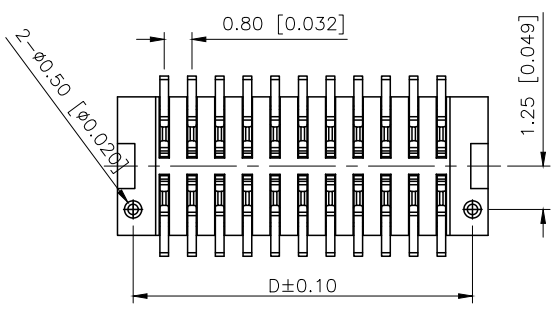


Specifications:  
 规格:  
 Voltage rating:200V AC/DC  
 额定电压: 200V AC/DC  
 Current rating:1A AC/DC  
 额定电流: 1A AC/DC  
 Withstanding voltage:500V AC/minute  
 耐受电压: 500V AC/分钟  
 Temperature range:-40°C~+125°C  
 温度范围: -40°C~+125°C  
 Insulation resistance:100MΩ min  
 绝缘电阻: 100MΩ Min  
 Contact resistance:40mΩ Max  
 接触电阻: 40mΩ Max

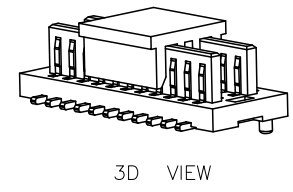
PART NO.:  
**X0812 W V S-XX X S-9T V01**  
 ① ② ③ ④ ⑤ ⑥ ⑦ ⑧ ⑨

①Series No  
 ②Category:W-Wafer  
 ③Welding Board Angle:V-Stright 180°  
 ④Welding Way: S-SMT  
 ⑤Row No-Pin No:XX-04P-100P  
 ⑥Height:A=1.0mm;B=2.0mm  
 ⑦Special No:S-With positioning Column  
 ⑧Material:9T-PA9T UL94V-0 Black  
 ⑨Plating:V01-Gold Flash

MATING HEIGHT	PLUG	SOCKET
4.0	1.0	3.0
4.5	1.0	3.5
5.0	1.0	4.0
5.5	1.0	4.5
6.0	2.0	4.0
6.5	2.0	4.5



No.of contacts	Dimensions					No.of contacts	Dimensions				
	A	B	C	D	E		A	B	C	D	E
4	3.50	0.80	1.86	2.60		54	23.50	20.80	21.86	22.60	
6	4.30	1.60	2.66	3.40		56	24.30	21.60	22.66	23.40	
8	5.10	2.40	3.46	4.20		58	25.10	22.40	23.46	24.20	
10	5.90	3.20	4.26	5.00		60	25.90	23.20	24.26	25.00	
12	6.70	4.00	5.06	5.80	4.00	62	26.70	24.00	25.06	25.80	
14	7.50	4.80	5.86	6.60		64	27.50	24.80	25.86	26.60	
16	8.30	5.60	6.66	7.40		66	28.30	25.60	26.66	27.40	
18	9.10	6.40	7.46	8.20		68	29.10	26.40	27.46	28.20	
20	9.90	7.20	8.26	9.00		70	29.90	27.20	28.26	29.00	
22	10.70	8.00	9.06	9.80		72	30.70	28.00	29.06	29.80	
24	11.50	8.80	9.86	10.60		74	31.50	28.80	29.86	30.60	
26	12.30	9.60	10.66	11.40		76	32.30	29.60	30.66	31.40	
28	13.10	10.40	11.46	12.20		78	33.10	30.40	31.46	32.20	
30	13.90	11.20	12.26	13.00		80	33.90	31.20	32.26	33.00	
32	14.70	12.00	13.06	13.80		82	34.70	32.00	33.06	33.80	
34	15.50	12.80	13.86	14.60		84	35.50	32.80	33.86	34.60	
36	16.30	13.60	14.66	15.40	8.00	86	36.30	33.60	34.66	35.40	
38	17.10	14.40	15.46	16.20		88	37.10	34.40	35.46	36.20	
40	17.90	15.20	16.26	17.00		90	37.90	35.20	36.26	37.00	
42	18.70	16.00	17.06	17.80		92	38.70	36.00	37.06	37.80	
44	19.50	16.80	17.86	18.60		94	39.50	36.80	37.86	38.60	
46	20.30	17.60	18.66	19.40		96	40.30	37.60	38.66	39.40	
48	21.10	18.40	19.46	20.20		98	41.10	38.40	39.46	40.20	
50	21.90	19.20	20.26	21.00		100	41.90	39.20	40.26	41.00	



AuGLAR	±5°
X.	±0.40
X.x	±0.30
X.xx	±0.20
X.xxx	±0.15
UNSPECIFIED TOLERANCES	



DESIGN	阿树	VIEW:	
CHECKED		UNIT:	mm/in
APPROVED		SIZE:	A4

MODEL TYPE:	0.8mm BTB Style Connectors
PART NO.:	X0812WVS-XXXX-9TV01
DWG NO.:	