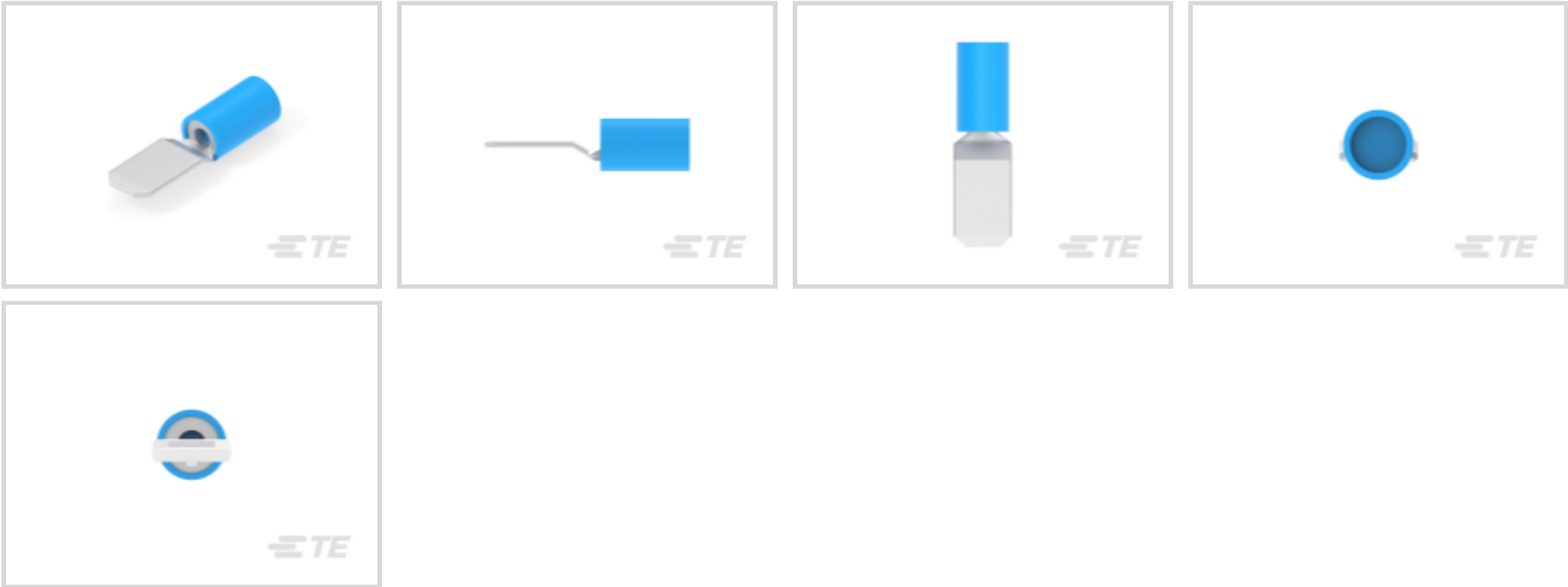




Terminals & Splices > Quick Disconnects



Quick Disconnect Terminal Type: **Tab**

Wire Size: **2565 – 5131 CMA**

Mating Tab Width: **6.35 mm [.25 in]**

Features

Configuration Features

Compatible With Wire & Cable Type	Discrete Wire
-----------------------------------	---------------

Body Features

Insulation Material	Nylon
---------------------	-------

Contact Features

Quick Disconnect Terminal Type	Tab
Mating Tab Width	6.35 mm[.25 in]
Mating Tab Thickness	.81 mm[.032 in]
Terminal Orientation	Straight
Contact Base Material	Brass
Terminal Plating Material	Tin
Crimp Type	Compression
Barrel Type	Closed

Termination Features

Product Terminates To	Wire & Cable
-----------------------	--------------

Mechanical Attachment



Wire Insulation Support	Without
-------------------------	---------

Dimensions

Product Length	23.5 mm[.925 in]
Compatible Insulation Diameter Range	3.9 mm[.154 in]
Wire Size	2565 – 5131 CMA

Usage Conditions

Insulation Option	Partially Insulated
Operating Temperature Range	105 °C[221 °F]

Packaging Features

Packaging Quantity	500
Packaging Method	Bag

Other

Barrel Color	Blue
--------------	------

Product Compliance

For compliance documentation, visit the product page on TE.com>

EU RoHS Directive 2011/65/EU	Not Compliant
EU ELV Directive 2000/53/EC	Compliant with Exemptions
China RoHS 2 Directive MIIT Order No 32, 2016	Restricted Materials Above Threshold
EU REACH Regulation (EC) No. 1907/2006	Current ECHA Candidate List: JUNE 2024 (241) Candidate List Declared Against: JUNE 2024 (241) SVHC > Threshold: Pb (13% in Component Part) Article Safe Usage Statements: Do not eat, drink or smoke when using this product. Wash thoroughly after handling. Recycle if possible and dispose of the article by following all applicable governmental regulations relevant to your geographic location.
Halogen Content	Low Halogen - Br, Cl, F, I < 900 ppm per homogenous material. Also BFR/CFR/PVC Free
Solder Process Capability	Not applicable for solder process capability

Product Compliance Disclaimer

This information is provided based on reasonable inquiry of our suppliers and represents our current actual knowledge based on the information they provided. This information is subject to change. The part numbers that TE has identified as EU RoHS compliant have a maximum concentration of 0.1% by weight in homogenous materials for lead, hexavalent chromium, mercury, PBB, PBDE, DBP, BBP, DEHP, DIBP, and 0.01% for cadmium, or qualify for an exemption to these limits as defined in the Annexes of Directive 2011/65/EU (RoHS2). Finished electrical and electronic equipment products will be CE marked as required by Directive 2011/65/EU. Components may not be CE marked. Additionally, the part

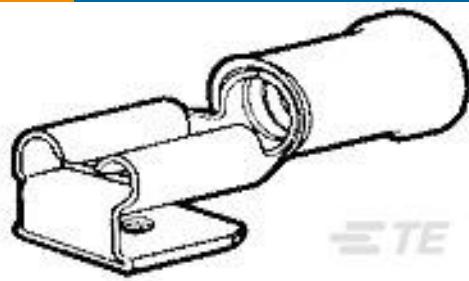


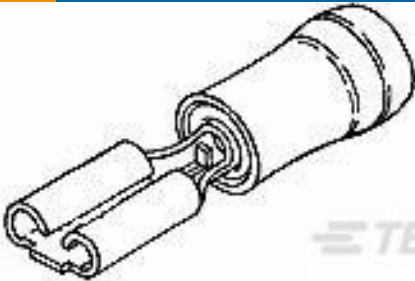







numbers that TE has identified as EU ELV compliant have a maximum concentration of 0.1% by weight in homogenous materials for lead, hexavalent chromium, and mercury, and 0.01% for cadmium, or qualify for an exemption to these limits as defined in the Annexes of Directive 2000/53/EC (ELV). Regarding the REACH Regulation, the information TE provides on SVHC in articles for this part number is based on the latest European Chemicals Agency (ECHA) ‘Guidance on requirements for substances in articles’ posted at this URL: <https://echa.europa.eu/guidance-documents/guidance-on-reach>

Compatible Parts

 <p>REPRESENTATION ONLY</p> <p>TE Part # 90009-8 DAHT PIDG FASTON 16-14 ASSY</p>	 <p>TE Part # 2-1377175-4 SMP 0-0140971-2</p>	<p>TE Part # 2392022-2 BLUE BATTERY DAHT KIT 220V (47387-7)</p>	<p>TE Part # 2392022-1 BLUE BATTERY DAHT KIT 110V (47387-7)</p>
---	--	---	---

Customers Also Bought

 <p>TE Part #9-160463-2 FASTON, PGYBCK, PIDG, BRASS, .250, 16-14</p>	 <p>TE Part #1676625-7 HSA25 5R0 5%</p>	 <p>TE Part #42802-1 250 FASTON TAB TPBR</p>	 <p>TE Part #165566-2 110 PIDG FASTON REC</p>
 <p>TE Part #1-1734795-1 RJ45,8P8C,SHD,W/ LED,DIP 6u"</p>	 <p>TE Part #8-1437627-7 G13A=BUTTON GUARD ALUM</p>	 <p>TE Part #5-1625890-4 2W SM M/OX 5% 4K7</p>	 <p>TE Part #2329383-1 PB OFF/ON FC BLK M1 TERM. IP68</p>
 <p>TE Part #2329387-2 PB OFF/ON FC BLK M1 TERM RED LED IP68</p>			

Documents

Product Drawings



FASTON PIDG TAB 250 SER

English

CAD Files

3D PDF

3D

Customer View Model

ENG_CVM_CVM_140971-2_L.2d_dxf.zip

English

Customer View Model

ENG_CVM_CVM_140971-2_L.3d_igs.zip

English

Customer View Model

ENG_CVM_CVM_140971-2_L.3d_stp.zip

English

By downloading the CAD file I accept and agree to the [Terms and Conditions](#) of use.

Datasheets & Catalog Pages

PIDG TERMINALS & SPLICES Quick Reference Guide

English