

ICS25-B122X98-V-7035 - Mounting base housing



2203885

<https://www.phoenixcontact.com/us/products/2203885>

Please be informed that the data shown in this PDF document is generated from our online catalog. Please find the complete data in the user documentation. Our general terms of use for downloads are valid.



DIN rail housing, Lower housing part with metal foot catch, Level 1: with vents, width: 25 mm, height: 122.5 mm, depth: 108.35 mm, color: light gray (similar RAL 7035), cross connection: DIN rail connector (optional), number of positions cross connector: 8

Your advantages

- Flexible use, thanks to the modular system and unique modularity in the connection technology
- Standardized connections such as RJ45, USB, D-SUB and antenna sockets as components that can be integrated
- Optimal space utilization, as well as adaptability of design, colors, and printing
- Eight-position DIN rail connectors with parallel and up to two serial contacts for easy module-to-module communication

Commercial data

Item number	2203885
Packing unit	10 pc
Minimum order quantity	10 pc
Sales key	AC09
Product key	ACHAEB
GTIN	4055626465906
Weight per piece (including packing)	56.31 g
Weight per piece (excluding packing)	47.1 g
Customs tariff number	85389099
Country of origin	DE

ICS25-B122X98-V-7035 - Mounting base housing



2203885

<https://www.phoenixcontact.com/us/products/2203885>

Technical data

Notes

Assembly note	Refer to the data sheet for the range in the download area.
Recommendation	Material of contact pads for bus connector, galvanic gold (hard gold)

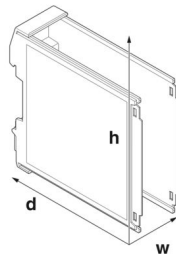
Product properties

Product type	Enclosure bottom part
Housing type	DIN rail housing
Housing series	ICS
Product family	ICS25-..122X..
Max. number of positions	30 (pitch: 3.5 mm) 24 (pitch: 5 mm)
Number of rows	4
Number (Number of connection openings)	6
Type	Lower housing part with metal foot catch
Ventilation openings present	yes

Data management status

Article revision	03
------------------	----

Dimensions

Dimensional drawing	
Width	25 mm
Height	122.5 mm
Depth	108.35 mm
Depth from top edge of DIN rail to support point on upper part	98.15 mm
Dimensions	25 mm x 122.5 mm x 110 mm (Lower housing part from the top edge of the DIN rail with upper housing part) 25 mm x 122.5 mm x 116.7 mm (Lower housing part with upper housing part)

PCB design

PCB thickness	1.4 mm ... 1.8 mm
---------------	-------------------

Material specifications

Color (Housing)	light gray (RAL 7035)
-----------------	-----------------------

ICS25-B122X98-V-7035 - Mounting base housing



2203885

<https://www.phoenixcontact.com/us/products/2203885>

Flammability rating according to UL 94	V0
CTI according to IEC 60112	600
Housing material	Polyamide
Surface characteristics	untreated

Environmental and real-life conditions

Power dissipation single housing for 20 °C

Ambient temperature	20 °C
Reduction factor	1
Mounting position	vertical
Power dissipation	17 W

Power dissipation single housing for 30 °C

Ambient temperature	30 °C
Reduction factor	0.81
Mounting position	vertical
Power dissipation	13.5 W

Power dissipation single housing for 40 °C

Ambient temperature	40 °C
Reduction factor	0.67
Mounting position	vertical
Power dissipation	11.4 W

Power dissipation single housing for 50 °C

Ambient temperature	50 °C
Reduction factor	0.53
Mounting position	vertical
Power dissipation	9 W

Power dissipation single housing for 60 °C

Ambient temperature	60 °C
Reduction factor	0.41
Mounting position	vertical
Power dissipation	7 W

Power dissipation single housing for 70 °C

Ambient temperature	70 °C
Reduction factor	0.31
Mounting position	vertical
Power dissipation	5.3 W

Vibration test

Specification	IEC 60068-2-6:2007-12
Frequency	10 - 150 - 10 Hz
Sweep speed	1 octave/min

ICS25-B122X98-V-7035 - Mounting base housing



2203885

<https://www.phoenixcontact.com/us/products/2203885>

Amplitude	0.15 mm (10 Hz ... 58.1 Hz)
Acceleration	2g (58.1 Hz ... 150 Hz)
Test duration per axis	2.5 h
Test directions	X-, Y- and Z-axis

Glow-wire test

Specification	IEC 60695-2-11:2014-02
Temperature	850 °C
Time of exposure	30 s

Thermal stability / ball thrust test

Specification	IEC 60695-10-2:2014-02
Temperature	125 °C
Test duration	1 h
Force	20 N

Mechanical strength / tumbling barrel

Specification	IEC 60068-2-31:2008-05
Height of fall	50 cm
Frequency	50

Shocks

Specification	IEC 60068-2-27:2008-02
Pulse shape	Semi-sinusoidal
Acceleration	15g
Shock duration	11 ms
Number of shocks per direction	3
Test directions	X-, Y- and Z-axis (pos. and neg.)

Test for substances that would hinder coating with paint or varnish

Specification	VW PV 3.10.7:2005-02
---------------	----------------------

Degree of protection (IP code)

Specification	IEC 60529:1989-11 + AMD 1:1999-11 + AMD 2:2013-08
---------------	---

Ambient conditions

Max. IP code to attain	IP20
Ambient temperature (operation)	-40 °C ... 105 °C (depending on power dissipation)
Ambient temperature (storage/transport)	-40 °C ... 55 °C
Ambient temperature (assembly)	-5 °C ... 100 °C
Relative humidity (storage/transport)	max. 80 %

PCB data

Number of PCB holders	2
Type of PCB mount	Latching
Thickness of the PCB	1.4 mm ... 1.8 mm

ICS25-B122X98-V-7035 - Mounting base housing



2203885

<https://www.phoenixcontact.com/us/products/2203885>

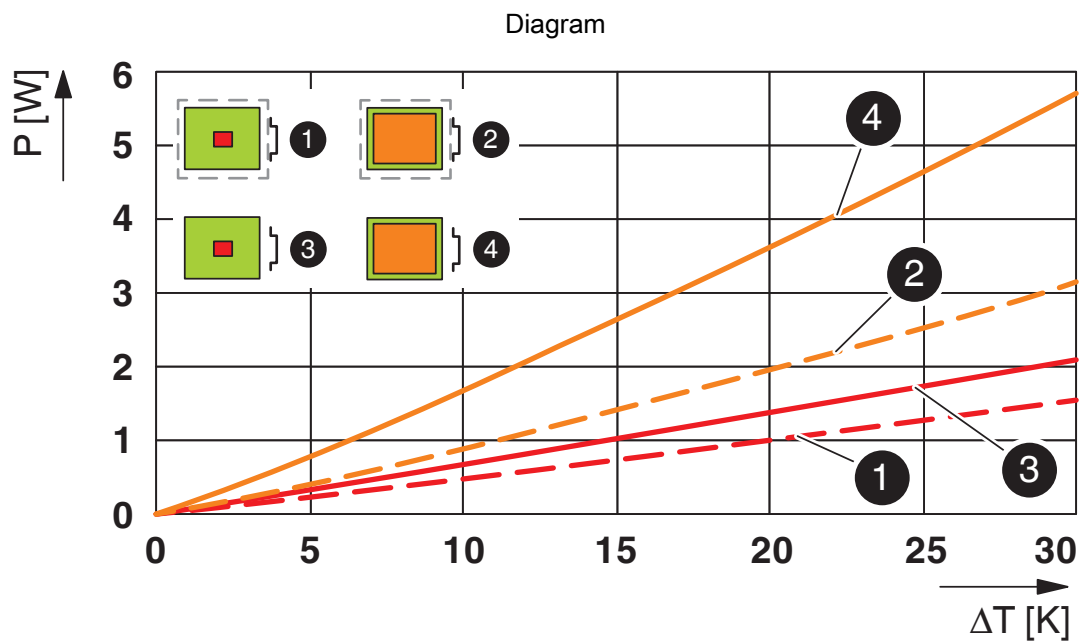
Mounting

Mounting type	DIN rail mounting
---------------	-------------------

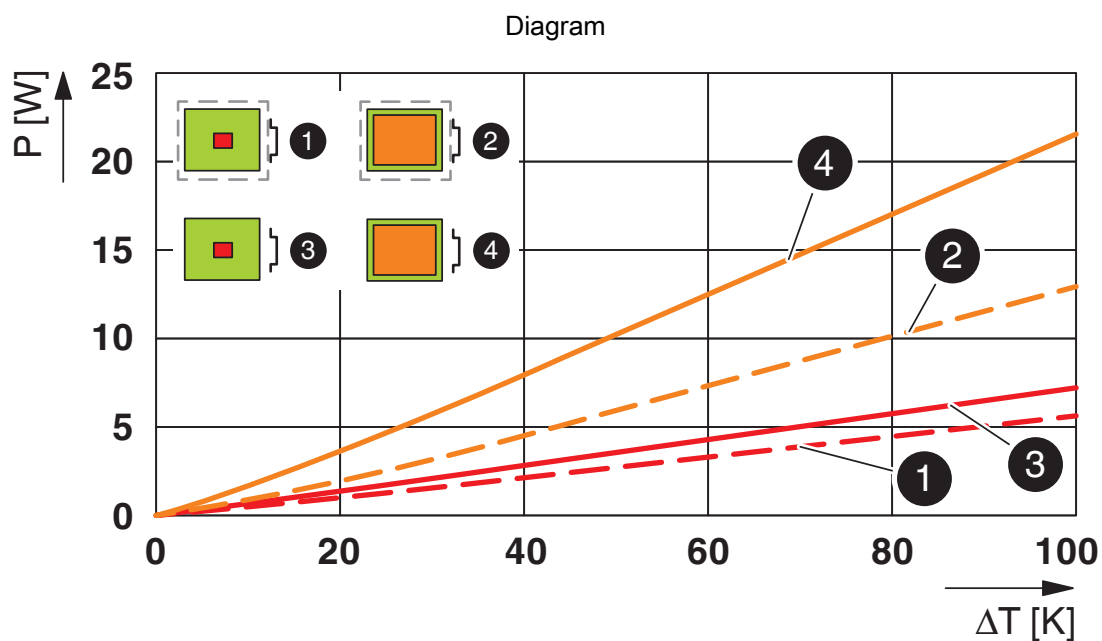
Packaging specifications

Type of packaging	packed in cardboard
Outer packaging type	Carton

Drawings



Power dissipation diagram for 0 K ... 30 K



Power dissipation diagram for 0 K ... 100 K

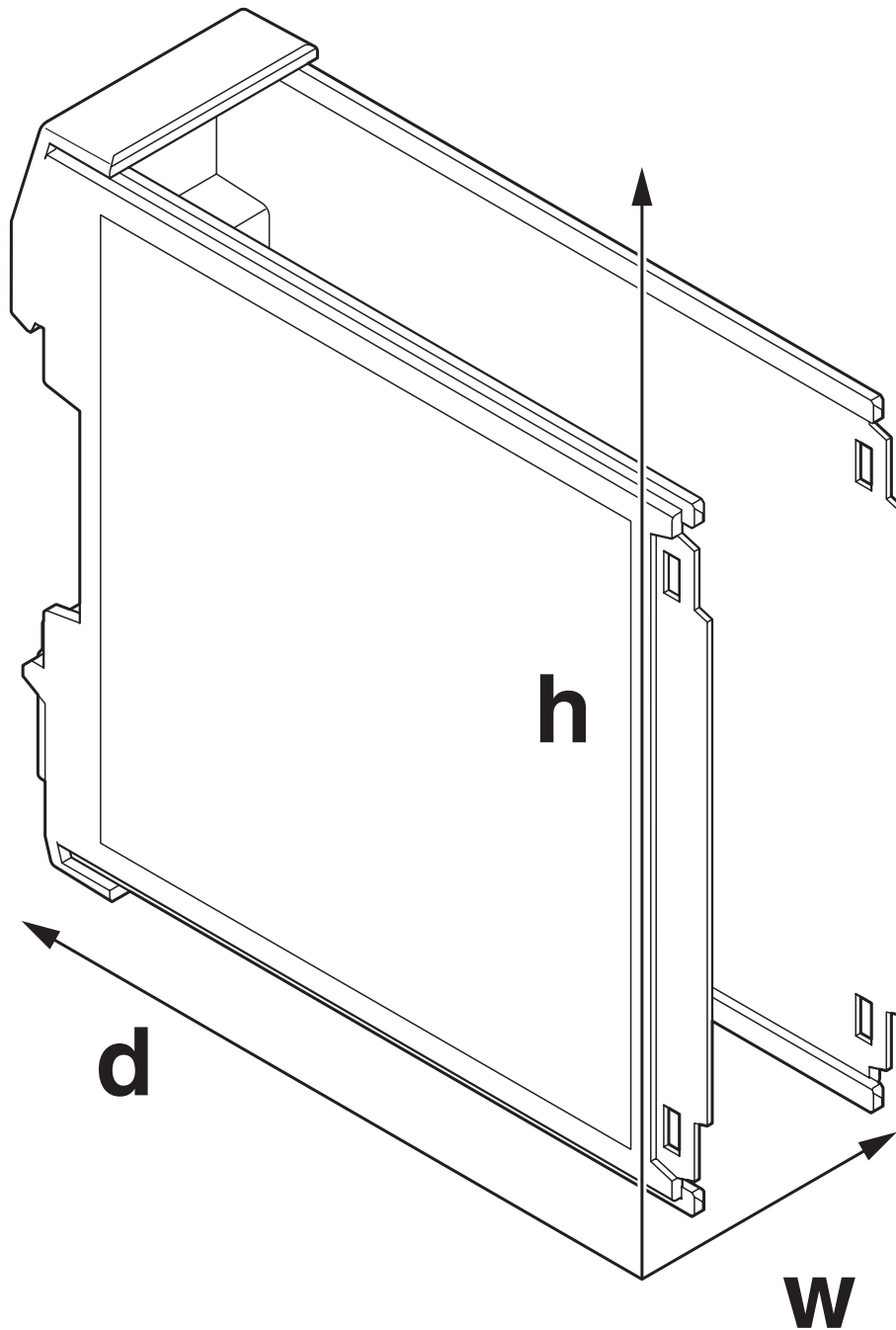
ICS25-B122X98-V-7035 - Mounting base housing



2203885

<https://www.phoenixcontact.com/us/products/2203885>

Dimensional drawing



Schematic figure for illustrating the item dimensions. The figure is not of the desired product. For further details, refer to the product drawings in the "Downloads" tab.

ICS25-B122X98-V-7035 - Mounting base housing



2203885

<https://www.phoenixcontact.com/us/products/2203885>

Classifications

ECLASS

ECLASS-11.0	27182702
ECLASS-13.0	27190601

ETIM

ETIM 9.0	EC002779
----------	----------

UNSPSC

UNSPSC 21.0	31261500
-------------	----------

ICS25-B122X98-V-7035 - Mounting base housing



2203885

<https://www.phoenixcontact.com/us/products/2203885>

Environmental product compliance

EU RoHS	
Fulfills EU RoHS substance requirements	Yes, No exemptions
China RoHS	
Environment friendly use period (EFUP)	EFUP-E
	No hazardous substances above the limits
EU REACH SVHC	
REACH candidate substance (CAS No.)	No substance above 0.1 wt%

Phoenix Contact 2024 © - all rights reserved
<https://www.phoenixcontact.com>

Phoenix Contact USA
586 Fulling Mill Road
Middletown, PA 17057, United States
(+717) 944-1300
info@phoenixcon.com