




VAL-U-LOK

TE Internal #: 1-1586039-2  
Header, Plug, Wire-to-Board, 12 Position, 4.2 mm [.165 in]  
Centerline, Printed Circuit Board, UL 94V-2, Rectangular Power  
Connectors

[View on TE.com >](#)

Connectors > Power Connectors > Rectangular Power > Rectangular Power Connectors



Rectangular Power Connector Type: **Header**  
Connector & Housing Type: **Plug**  
Connector System: **Wire-to-Board**  
Number of Positions: **12**  
Centerline (Pitch): **4.2 mm [ .165 in ]**

Features

Product Type Features

Rectangular Power Connector Type	Header
Connector & Housing Type	Plug
Connector System	Wire-to-Board
Sealable	No
Connector & Contact Terminates To	Printed Circuit Board

Configuration Features

Number of Positions	12
PCB Mount Orientation	Vertical
Number of Power Positions	12
Number of Rows	2

Electrical Characteristics

Operating Voltage	600 VAC
-------------------	---------

Contact Features

Contact Layout	Inline, Matrix
----------------	----------------



Contact Mating Area Plating Material	Tin
Contact Current Rating (Max)	9 A
Contact Retention Within Housing	Without
Contact Type	Pin
PCB Contact Termination Area Plating Material	Tin
Contact Mating Area Plating Material Thickness	2.03 μm[80 μin]

Termination Features

Termination Post & Tail Length	3.5 mm[.138 in]
Termination Method to PCB	Through Hole - Solder

Mechanical Attachment

Mating Alignment Type	Keyed
Mating Retention	With
Mating Alignment	With
PCB Mount Alignment	With
PCB Mount Retention	With
PCB Mount Retention Type	Boardlock
Mating Retention Type	Latch
Connector Mounting Type	Board Mount

Housing Features

Centerline (Pitch)	4.2 mm[.165 in]
Housing Color	Natural
Housing Material	PA 66

Dimensions

Compatible Insulation Diameter (Max)	2.39 mm[2.39 in]
Connector Height	12.8 mm[.504 in]
PCB Thickness (Recommended)	.07 mm[1.78 in]
Product Width	9.75 mm[.384 in]
Product Length	26.4 mm[1.039 in]
Compatible Insulation Diameter Range	1.2 – 3.1 mm[.047 – .122 in]
Row-to-Row Spacing	4.2 mm[.165 in]

Usage Conditions

Operating Temperature Range	-40 – 105 °C[-40 – 221 °F]
-----------------------------	----------------------------



Operation/Application

Circuit Application	Power
---------------------	-------

Identification Marking

Circuit Identification Feature	With
--------------------------------	------

Industry Standards

CSA Rating	208567
UL Rating	Recognized
Compatible With Agency/Standards Products	CSA, UL
Compatible With Approved Standards Products	UL E28476
UL Flammability Rating	UL 94V-2
Glow Wire Rating	Standard Part - Not Glow Wire

Packaging Features

Packaging Quantity	180
Packaging Method	Box & Tray, Tray

Product Compliance

For compliance documentation, visit the product page on TE.com>

EU RoHS Directive 2011/65/EU	Compliant
EU ELV Directive 2000/53/EC	Out of Scope
China RoHS 2 Directive MIIT Order No 32, 2016	No Restricted Materials Above Threshold
EU REACH Regulation (EC) No. 1907/2006	Current ECHA Candidate List: JUNE 2024 (241) Candidate List Declared Against: JUL 2021 (219) Does not contain REACH SVHC
Halogen Content	Low Halogen - Br, Cl, F, I < 900 ppm per homogenous material. Also BFR/CFR/PVC Free
Solder Process Capability	Wave solder capable to 265°C

Product Compliance Disclaimer

This information is provided based on reasonable inquiry of our suppliers and represents our current actual knowledge based on the information they provided. This information is subject to change. The part numbers that TE has identified as EU RoHS compliant have a maximum concentration of 0.1% by weight in homogenous materials for lead, hexavalent chromium, mercury, PBB, PBDE, DBP, BBP, DEHP, DIBP, and 0.01% for cadmium, or qualify for an exemption to these limits as defined in the Annexes of Directive 2011/65/EU (RoHS2). Finished electrical and electronic equipment products will be CE marked as required by Directive 2011/65/EU. Components may not be CE marked. Additionally, the part numbers that TE has identified as EU ELV compliant have a maximum concentration of 0.1% by weight in homogenous materials for lead, hexavalent chromium, and mercury, and 0.01% for cadmium, or qualify for an exemption to these limits



as defined in the Annexes of Directive 2000/53/EC (ELV). Regarding the REACH Regulation, the information TE provides on SVHC in articles for this part number is based on the latest European Chemicals Agency (ECHA) 'Guidance on requirements for substances in articles' posted at this URL: <https://echa.europa.eu/guidance-documents/guidance-on-reach>


Compatible Parts



TE Part # 1-794954-2  
12P RCPT VAL-U-LOK V2



TE Part # 1-1969604-2  
12P FH PLUG VAL-U-LOK FH GW




TE Part # 1-1969605-2  
12P PM PLUG VAL-U-LOK PM GW




TE Part # 1-2029172-2  
12P VRT HDR VAL-U-LOK V2 W/ODH

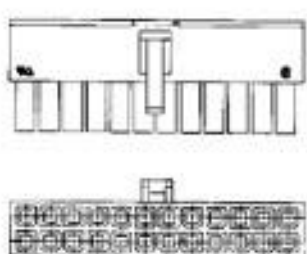
Customers Also Bought




TE Part #T4131012051-000  
M12,REAR MOUNT,FEMALE,A,5P, SOLDER WIRE




TE Part #640456-4  
04P MTA100 HDR ASSY F/L SQ STR




TE Part #1-794954-6  
16P RCPT VAL-U-LOK V2




TE Part #5520425-3  
MJ,TE,6P/6C,BULK PAC




TE Part #794956-1  
VAL-U-LOK SKT BR SN 22-18AWG




TE Part #796689-8  
TERMI-BLOK PCB MOUNT 8P.




TE Part #5-2176325-4  
CRGP 0402 270K 1%



TE Part #8-1879354-2  
RR03 5% 750R AMMO



TE Part #DT13-48PABCD-R015  
HDR, 48P, BLK, RA EEC, NI/CU, ABCD



TE Part #CARSMF10AMH4L-001  
CABLE ASSY,D1.13,100MM RP-SMAF, MHF4L

Documents

Product Drawings  
12P VAL-U-LOK VRT HDR W/P V2

English



CAD Files

3D PDF

English

Customer View Model

ENG\_CVM\_1-1586039-2\_B.3d\_igs.zip

English

Customer View Model

ENG\_CVM\_1-1586039-2\_B.3d\_stp.zip

English

Customer View Model

ENG\_CVM\_1-1586039-2\_B.2d\_dxf.zip

English

By downloading the CAD file I accept and agree to the [Terms and Conditions](#) of use.

Datasheets & Catalog Pages

SOFT\_SHELL\_PIN\_AND\_SOCKET\_CONNECTORS\_CATALOG

English

Product Specifications

Application Specification

English

Agency Approvals

UL Report

English