SCRH4D18

SMD POWER INDUCTORS

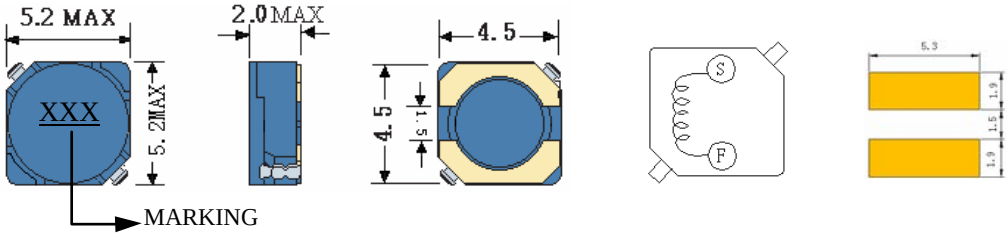

● Features
1. Magnetically shielded construction
2 Excellent Power Density
3 Engineered to Provide High Efficiency

CHARACTERISTICS

Part Number	Inductance (uH) (1)	Test Frequency	DC Resistance (Ω MAX) (2)	Saturation Current (3) (A)	Temperature Current (4) (A)
SCRH4D18-1R0	1.0	100KHZ	35m	1.72	3.60
SCRH4D18-2R2	2.2	100KHZ	58m	1.32	2.70
SCRH4D18-2R7	2.7	100KHZ	80m	1.28	2.40
SCRH4D18-3R3	3.3	100KHZ	85m	1.04	2.10
SCRH4D18-3R9	3.9	100KHZ	120m	0.88	1.79
SCRH4D18-4R7	4.7	100KHZ	125m	0.84	1.70
SCRH4D18-5R6	5.6	100KHZ	145m	0.80	1.35
SCRH4D18-6R8	6.8	100KHZ	170m	0.76	1.28
SCRH4D18-8R2	8.2	100KHZ	190m	0.68	1.10
SCRH4D18-100	10	100KHZ	200m	0.61	1.08
SCRH4D18-120	12	100KHZ	210m	0.56	1.00
SCRH4D18-150	15	100KHZ	240m	0.50	0.95
SCRH4D18-180	18	100KHZ	338m	0.48	0.90
SCRH4D18-220	22	100KHZ	397m	0.41	0.80
SCRH4D18-270	27	100KHZ	441m	0.35	0.72
SCRH4D18-330	33	100KHZ	694m	0.32	0.66
SCRH4D18-390	39	100KHZ	709m	0.30	0.59

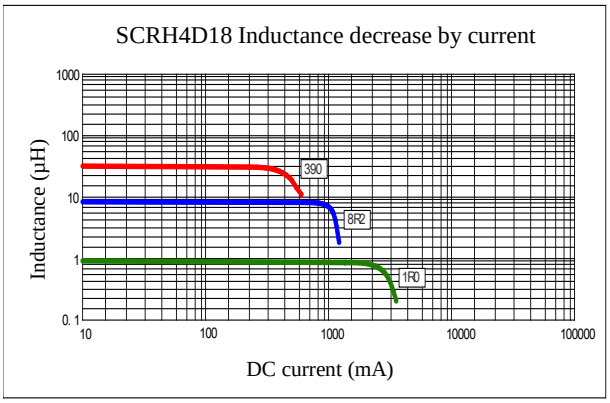

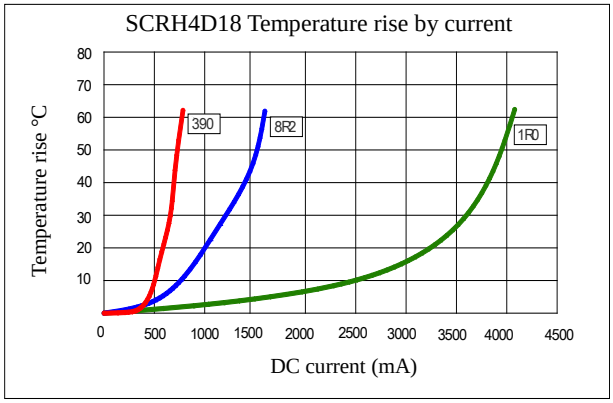

(1). Inductance tolerance ±30% tested at 0.25V, 0ADC and 25℃
(2). DCR measured at 25℃.
(3). The DC current at which the inductance decreases by 35% from its initial value.
(4). The DC current that results in a 40℃ temperature rise from 25℃ambient.

Click here for QUANTITY PER REEL & PACKING INFORMATION

Custom versions available upon request.

©2011 Signal Transformer –Specification subject to change without notice. 07.11

Signal Transformer
www.signaltransformer.com
500 Bayview Avenue, Inwood, NY 11096
Toll Free 866-239-5777 • Tel 516-239-5777 • Fax 516-239-7208
Sales@signaltransformer.com • techhelp@signaltransformer.com