



Connectors > Connector Accessories > Connector Hardware



Hardware Accessory Function: **Latching, Locking & Retention**

Connector Hardware Accessory Type: **Female Screwlock**

Features

Product Type Features

Hardware Accessory Function	Latching, Locking & Retention
Connector Hardware Accessory Type	Female Screwlock

Mechanical Attachment

Thread Size	4-40 UNC 2A (Male), 4-40 UNC 2B (Female)
-------------	--

Dimensions

Product Feature Length	12.7 mm[.5 in]
Thread Length	7.9 mm[.311 in]

Packaging Features

Packaging Quantity	2000
Packaging Method	Box

Product Compliance

[For compliance documentation, visit the product page on TE.com>](#)

EU RoHS Directive 2011/65/EU	Compliant with Exemptions
EU ELV Directive 2000/53/EC	Compliant with Exemptions
China RoHS 2 Directive MIIT Order No 32, 2016	Restricted Materials Above Threshold
EU REACH Regulation (EC) No. 1907/2006	Current ECHA Candidate List: JUNE 2024 (241)



Candidate List Declared Against: JUNE 2024 (241)  
SVHC > Threshold:  
Pb (3.5% in Component Part)




**Article Safe Usage Statements:**  
Do not eat, drink or smoke when using this product. Wash thoroughly after handling. Recycle if possible and dispose of the article by following all applicable governmental regulations relevant to your geographic location.

Halogen Content	Low Halogen - Br, Cl, F, I < 900 ppm per homogenous material. Also BFR/CFR/PVC Free
Solder Process Capability	Not applicable for solder process capability





Product Compliance Disclaimer

This information is provided based on reasonable inquiry of our suppliers and represents our current actual knowledge based on the information they provided. This information is subject to change. The part numbers that TE has identified as EU RoHS compliant have a maximum concentration of 0.1% by weight in homogenous materials for lead, hexavalent chromium, mercury, PBB, PBDE, DBP, BBP, DEHP, DIBP, and 0.01% for cadmium, or qualify for an exemption to these limits as defined in the Annexes of Directive 2011/65/EU (RoHS2). Finished electrical and electronic equipment products will be CE marked as required by Directive 2011/65/EU. Components may not be CE marked. Additionally, the part numbers that TE has identified as EU ELV compliant have a maximum concentration of 0.1% by weight in homogenous materials for lead, hexavalent chromium, and mercury, and 0.01% for cadmium, or qualify for an exemption to these limits as defined in the Annexes of Directive 2000/53/EC (ELV). Regarding the REACH Regulation, the information TE provides on SVHC in articles for this part number is based on the latest European Chemicals Agency (ECHA) 'Guidance on requirements for substances in articles' posted at this URL: <https://echa.europa.eu/guidance-documents/guidance-on-reach>

Compatible Parts

 <p>TE Part # 5748270-2 FEMALE SCREWLOCK,ZN PLTD</p>	 <p>TE Part # 173778-1 M-SCREW</p>	 <p>TE Part # 829261-1 SCHRAUBENSICHERUNG</p>
---	--	--

Also in the Series | AMPLIMITE Kit

 <p>Connector Caps &amp; Covers(3)</p>	 <p>Connector Hardware(103)</p>	 <p>Connector Seals &amp; Cavity Plugs(4)</p>	 <p>Connector Strain Relief(144)</p>
---	---	--	---

Customers Also Bought



TE Part #90759-2  
PROCrimp Die Mini Univ MNL

TE Part #9-2176370-2  
RQ 0603 3K83 0.1% 10PPM 5K RL

TE Part #DRC22-50P03  
HDR, 50P, BLK, ST, AU/NI/CU, 03

TE Part #1969805-1  
04P UMNL HDR ASSY R/A, PIN V0 GW

TE Part #3-794679-2  
02P MICRO MNL ASSY,R/A,THRU,LF

TE Part #0600-00040  
ANT,2.4GHZ,2.0DBI SWIVEL, FL W/ U. FL, 4I

TE Part #8-1415022-1  
RY612060

TE Part #2176610-1  
EP 1W (SS) 1R0 5%

TE Part #552634-3  
STANDOFF, STUD, MTG, METRIC

Documents

Product Drawings  
HD.FEMALE SCREWLOCK

English

CAD Files  
Customer View Model  
ENG\_CVM\_CVM\_829261-2\_J.2d\_dxf.zip

English

3D PDF

3D

Customer View Model  
ENG\_CVM\_CVM\_829261-2\_J.3d\_igs.zip

English

Customer View Model  
ENG\_CVM\_CVM\_829261-2\_J.3d\_stp.zip

English

By downloading the CAD file I accept and agree to the Terms and Conditions of use.