



Connectors > D-Shaped Connectors > D-Sub Connectors > Box Mount D-Sub Connectors



Connector & Housing Type: **Plug**
Connector System: **Cable-to-Cable**
Number of Positions: **44**
Power/Signal/Coax Combination: **No**
Connector Shell Size: **3**

Features

Product Type Features

Connector & Housing Type	Plug
Connector System	Cable-to-Cable
Connector Shell Size	3
Sealable	No
Connector & Contact Terminates To	Wire & Cable

Configuration Features

Number of Positions	44
Power/Signal/Coax Combination	No

Body Features

Rear Shell Material	Brass
Rear Shell Plating Material	Gold
Front Shell Plating Material	Gold
Mating Retention Feature Material	Copper Alloy
Front Shell Material	Brass

Contact Features

Contact Options	Supplied – Uninstalled
Contact Type	Pin
Contact Size	Size 22



Contact Current Rating (Max)	5 A
------------------------------	-----

Termination Features

Termination Method to Wire & Cable	Crimp
------------------------------------	-------

Mechanical Attachment

Mounting Hole Diameter	3.05 mm[.12 in]
Connector Mounting Type	Panel Mount
Mating Alignment	Without

Housing Features

Centerline (Pitch)	2.29 mm[.09 in]
--------------------	-----------------

Usage Conditions

Operating Temperature Range	-55 – 125 °C[-67 – 257 °F]
-----------------------------	----------------------------

Operation/Application

Circuit Application	Signal
---------------------	--------

Packaging Features

Packaging Method	Package
------------------	---------

Product Compliance

For compliance documentation, visit the product page on TE.com>

EU RoHS Directive 2011/65/EU	Compliant
EU ELV Directive 2000/53/EC	Compliant
China RoHS 2 Directive MIIT Order No 32, 2016	No Restricted Materials Above Threshold
EU REACH Regulation (EC) No. 1907/2006	Current ECHA Candidate List: JUNE 2024 (241) Candidate List Declared Against: JAN 2023 (233) Does not contain REACH SVHC
Halogen Content	Not Low Halogen - contains Br or Cl > 900 ppm.
Solder Process Capability	Wave solder capable to 265°C

Product Compliance Disclaimer

This information is provided based on reasonable inquiry of our suppliers and represents our current actual knowledge based on the information they provided. This information is subject to change. The part numbers that TE has identified as EU RoHS compliant have a maximum concentration of 0.1% by weight in homogenous materials for lead, hexavalent chromium, mercury, PBB, PBDE, DBP, BBP, DEHP, DIBP, and 0.01% for cadmium, or qualify for an exemption to these limits as defined in the Annexes of Directive 2011/65/EU (RoHS2). Finished electrical and electronic equipment products will be CE marked as required by Directive 2011/65/EU. Components may not be CE marked. Additionally, the part



numbers that TE has identified as EU ELV compliant have a maximum concentration of 0.1% by weight in homogenous materials for lead, hexavalent chromium, and mercury, and 0.01% for cadmium, or qualify for an exemption to these limits as defined in the Annexes of Directive 2000/53/EC (ELV). Regarding the REACH Regulation, the information TE provides on SVHC in articles for this part number is based on the latest European Chemicals Agency (ECHA) ‘Guidance on requirements for substances in articles’ posted at this URL: <https://echa.europa.eu/guidance-documents/guidance-on-reach>











Compatible Parts



TE Part # 204370-8

CONT PIN,SZ 22D,NON-MAG

Customers Also Bought

 <p>TE Part #206801-2</p> <p>AMPLIMITE RECEPT ASY,25 POS</p>	 <p>TE Part #207253-2</p> <p>RECEPT ASSY,9 POSN,AMPLIMITE</p>	 <p>TE Part #206800-2</p> <p>PLG ASSY,25 POS,AMPLIMITE</p>	 <p>TE Part #207252-2</p> <p>PLUG ASSY,SZ 1,AMPLIMITE</p>
 <p>TE Part #206066-4</p> <p>PLUG ASSY,104 POSN,AMPLIMITE</p>	 <p>TE Part #206501-4</p> <p>RECEPT ASSY,26 POSN,AMPLIMITE</p>	 <p>TE Part #206500-4</p> <p>PLUG ASSY,26 POSN,AMPLIMITE</p>	 <p>TE Part #206803-2</p> <p>AMPLIMITE RECEPT ASY,37 POS,</p>
 <p>TE Part #206802-2</p> <p>PLUG ASSY,37 POSN,AMPLIMITE</p>	 <p>TE Part #206498-4</p> <p>PLUG ASSY,15 POSN,AMPLIMITE</p>		

Documents

Product Drawings



PLUG ASSY,44 POSN,AMPLIMITE

English

CAD Files

3D PDF

3D

Customer View Model

ENG_CVM_CVM_206063-4_AS.2d_dxf.zip

English

Customer View Model

ENG_CVM_CVM_206063-4_AS.3d_igs.zip

English

Customer View Model

ENG_CVM_CVM_206063-4_AS.3d_stp.zip

English

By downloading the CAD file I accept and agree to the [Terms and Conditions](#) of use.