



GRACE INERTIA 2.5

TE Internal #: 1981973-1
Wire-to-Wire, 12 Position, 2.5 mm [.098 in] Centerline, 2 Row, PBT GF, Receptacle, Tab, GRACE INERTIA 2.5, Rectangular Connector Housings

[View on TE.com >](#)

Connectors > Rectangular Connectors > Rectangular Connector Housings > STD Temp Sig GRACE INERTIA Cap



Connector System: **Wire-to-Wire**
Number of Positions: **12**
Centerline (Pitch): **2.5 mm [.098 in]**
Number of Rows: **2**
Housing Material: **PBT GF**

[All STD Temp Sig GRACE INERTIA Cap \(20\)](#)

Features

Product Type Features

Connector System	Wire-to-Wire
Connector & Housing Type	Receptacle
Sealable	No
Connector & Contact Terminates To	Wire & Cable

Configuration Features

Number of Cavities	12
Number of Positions	12
Number of Rows	2

Electrical Characteristics

Operating Voltage	250 VAC
-------------------	---------

Contact Features

Contact Layout	Matrix
----------------	--------



Contact Type

Tab

Mechanical Attachment

Connector Mounting Type	Cable Mount (Free-Hanging)
-------------------------	----------------------------

Housing Features

Housing Color	Natural
Centerline (Pitch)	2.5 mm[.098 in]
Housing Material	PBT GF

Dimensions

Connector Height	18.8 mm[.74 in]
Product Width	14.4 mm[.567 in]
Product Length	18.7 mm[.736 in]
Row-to-Row Spacing	7.6 mm[.3 in]

Usage Conditions

Operating Temperature Range	-30 – 105 °C[-22 – 221 °F]
-----------------------------	----------------------------

Operation/Application

Halogen Free	No
Circuit Application	Signal

Identification Marking

Circuit Identification Feature	Without
--------------------------------	---------

Industry Standards

Glow Wire Rating	Standard Part - Not Glow Wire
Compatible With Agency/Standards Products	UL
Compatible With Approved Standards Products	UL E28476
UL Flammability Rating	UL 94V-0

Packaging Features

Packaging Quantity	400
Packaging Method	Bag

Product Compliance

For compliance documentation, visit the product page on TE.com>

EU RoHS Directive 2011/65/EU	Compliant
EU ELV Directive 2000/53/EC	Compliant



China RoHS 2 Directive MIIT Order No 32, 2016	No Restricted Materials Above Threshold
EU REACH Regulation (EC) No. 1907/2006	Current ECHA Candidate List: JUNE 2024 (241) Candidate List Declared Against: JUNE 2024 (241) Does not contain REACH SVHC
Halogen Content	Not Low Halogen - contains Br or Cl > 900 ppm.
Solder Process Capability	Not applicable for solder process capability

Product Compliance Disclaimer

This information is provided based on reasonable inquiry of our suppliers and represents our current actual knowledge based on the information they provided. This information is subject to change. The part numbers that TE has identified as EU RoHS compliant have a maximum concentration of 0.1% by weight in homogenous materials for lead, hexavalent chromium, mercury, PBB, PBDE, DBP, BBP, DEHP, DIBP, and 0.01% for cadmium, or qualify for an exemption to these limits as defined in the Annexes of Directive 2011/65/EU (RoHS2). Finished electrical and electronic equipment products will be CE marked as required by Directive 2011/65/EU. Components may not be CE marked. Additionally, the part numbers that TE has identified as EU ELV compliant have a maximum concentration of 0.1% by weight in homogenous materials for lead, hexavalent chromium, and mercury, and 0.01% for cadmium, or qualify for an exemption to these limits as defined in the Annexes of Directive 2000/53/EC (ELV). Regarding the REACH Regulation, the information TE provides on SVHC in articles for this part number is based on the latest European Chemicals Agency (ECHA) ‘Guidance on requirements for substances in articles’ posted at this URL: <https://echa.europa.eu/guidance-documents/guidance-on-reach>

Compatible Parts



TE Part # CAT-G7534A-C1701
STD Temp Sig GRACE INERTIA Cap



TE Part # 1981972-1
GIC2.5W PLUG HOUSING 12POS (2-ROW) NAT

Also in the Series | GRACE INERTIA 2.5



Connector Contacts(6)



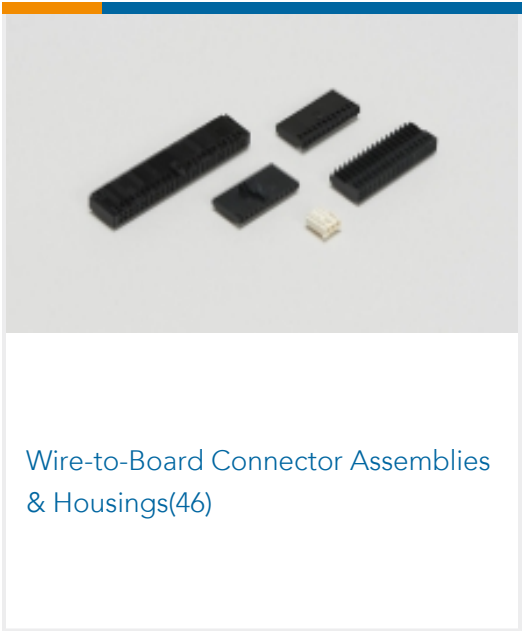
Connector Hardware(7)



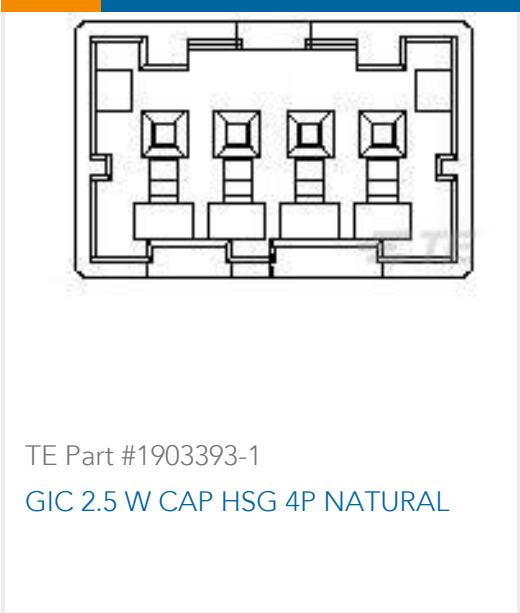

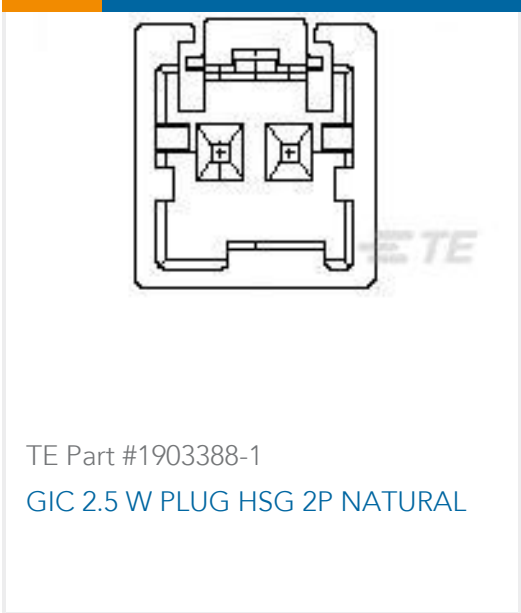
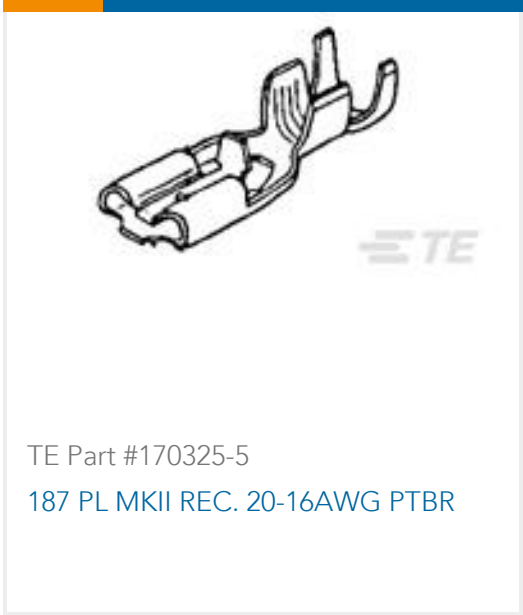
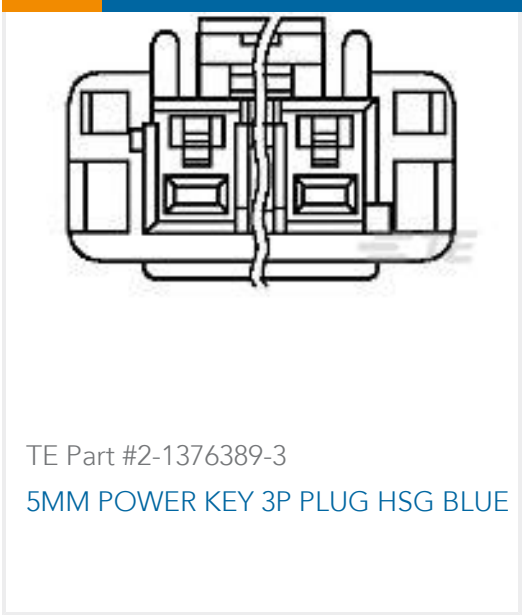
PCB Headers & Receptacles(173)



Rectangular Connector Housings(49)



Customers Also Bought



Documents

Product Drawings

GIC2.5W CAP HOUSING 12POS (2-ROW) NAT

English

CAD Files

3D PDF

3D

Customer View Model

ENG_CVM_CVM_1981973-1_F_c-1981973-1-f.2d_dxf.zip

English

Customer View Model

ENG_CVM_CVM_1981973-1_F_c-1981973-1-f.3d_igs.zip

English

Customer View Model

ENG_CVM_CVM_1981973-1_F_c-1981973-1-f.3d_stp.zip

English

By downloading the CAD file I accept and agree to the Terms and Conditions of use.



Product Specifications

Application Specification

English

Agency Approvals

UL Report

English