Major League Electronics .100 cl Terminal Strip Headers - Custom

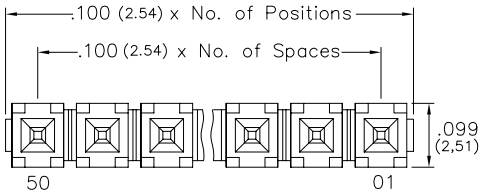

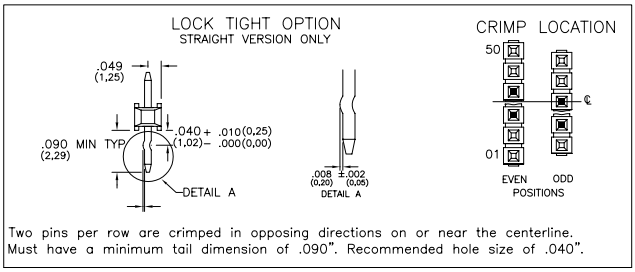

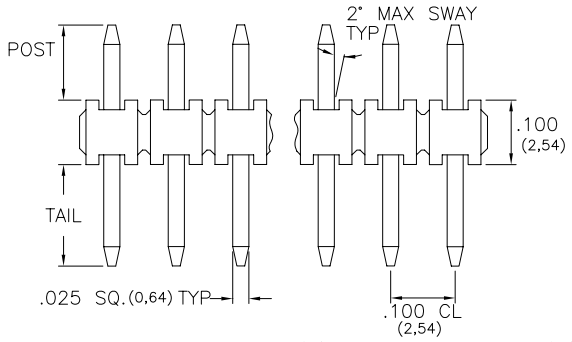

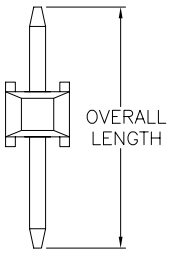

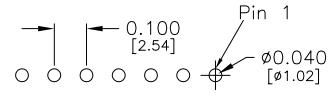

Recommended P.C. Board Layout

Tails may be clipped to achieve desired pin length

Length (L) − Post Height (P) − .100 (2.54) = Tail Length (T)

Ordering Information

TSHC-1 [XX] – [S] – [XX] – [XXX] – [XX] – [XX] – [XXX] – [X] – [LF]

Pins Per Row
01 - 50

Row Specification
S = Single Row

Lead Free

Every Other Pin Filled (.200 Centers)
Leave blank if not needed
E = Filled

Polarized Position
Leave blank if not needed
If required, specify empty pin position, e.g. 012 for Pin 12

Lock Tight "LT" (Optional)
Leave blank if not needed
LT = With

Desired Post Height
Please specify
E.g. .230 (5.84) = 230

Pin Options				
Overall Pin Length		Maximum Post Hgt		
.300	7.62mm	.110	2.79mm	02
.335	8.51mm	.145	3.68mm	03
.430	10.92mm	.240	6.10mm	06
.445	11.30mm	.255	6.47mm	08
.456	11.58mm	.266	6.76mm	10
.480	12.19mm	.290	7.37mm	11
.530	13.46mm	.340	8.64mm	14
.630	16.00mm	.440	11.18mm	16
.730	18.54mm	.540	13.72mm	20
.830	21.08mm	.640	16.26mm	22
.930	23.62mm	.740	18.80mm	24
1.030	26.16mm	.840	21.34mm	26
1.130	28.70mm	.940	23.88mm	28
1.230	31.24mm	1.040	26.42mm	30
1.330	33.78mm	1.140	28.96mm	32
1.430	36.32mm	1.240	31.50mm	34
1.530	38.86mm	1.340	34.04mm	36

Recommended Minimum Tail Length - .090 (2.29)

	Plating Options
G	- 10µ Gold on Contact area/Flash on Tail
T	- Matte Tin all Over
GT	- 10µ Gold on Contact Area / Matte Tin on Tail
H	- 30µ Gold on Contact Area / Matte Tin on Tail
F	- Gold Flash over Entire Pin

Specifications
Current Rating: 3.0 Ampere
Insulation Resistance: 1000MΩ Min.
Dielectric Withstanding: 600V AC
Contact Resistance: 20 mΩ Max.
Operating Temperature: -40°C to + 105°C
Max. Process Temperature:
Peak: 260°C up to 20 secs.
Process: 230°C up to 60 secs.
Wave: 260°C up to 6 secs.
Manual Solder: 350°C up to 5 secs.

Materials
Contact Material: Phosphor Bronze
Insulator Material: Nylon 6T
Plating: Au or Sn over 50µ" (1,27) Ni

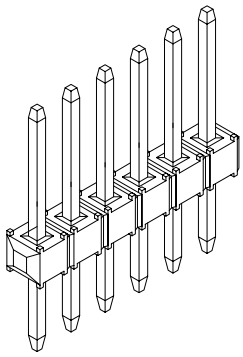

Mates with:
BCSS,
BSSH,
BSSHC,
BSSQ,
BSSQC,
BSSQM,
LBCSS,
LSMBC,
LSWSS,
SMBC,
SSHQ,
SSHQR,
SSHR,
SSHS,
SSHSM

Products cut to specific sizes are uncancellable/nonreturnable

Parts are subject to change without notice

TSHC-1-S SERIES	.100 cl Single Row Terminal Strip Headers - Custom	22 JAN 07	Scale NTS

UNLESS OTHERWISE SPECIFIED DIMENSIONS IN INCHES (MM) TOLERANCES ARE:
ONE PLACE DECIMALS ±.100
TWO PLACE DECIMALS ±.010
THREE PLACE DECIMALS ±.005
FOUR PLACE DECIMALS ±.0020
ANGLES ±5°

4235 Earnings Way, New Albany, Indiana, 47150, USA
1-800-782-3486 (USA/Canada/Mexico)
Tel: 812-944-7244
Fax: 812-944-7268
E-mail: mle@mlelectronics.com
Web: www.mlelectronics.com

Edition 1

Sheet 1/1