

REL-MR- 24DC/21AU/MS - Single relay



2909645

<https://www.phoenixcontact.com/us/products/2909645>

Please be informed that the data shown in this PDF document is generated from our online catalog. Please find the complete data in the user documentation. Our general terms of use for downloads are valid.



Plug-in miniature power relay, with multi-layer gold contact, 1 changeover contact, manual operation, 24 V DC input voltage

Commercial data

Item number	2909645
Packing unit	10 pc
Minimum order quantity	10 pc
Sales key	C460
Product key	CK6924
Catalog page	Page 284 (C-5-2019)
GTIN	4055626377803
Weight per piece (including packing)	6.8 g
Weight per piece (excluding packing)	6.8 g
Customs tariff number	85364190
Country of origin	CZ

REL-MR- 24DC/21AU/MS - Single relay



2909645

<https://www.phoenixcontact.com/us/products/2909645>

Technical data

Product properties

Product type	Single relay
Operating mode	100% operating factor
Mechanical service life	1x 10 ⁷ cycles

Data management status

Date of last data management	02.05.2024
Article revision	01

Insulation characteristics

Overvoltage category	III
Pollution degree	3

Electrical properties

Maximum power dissipation for nominal condition	0.17 W
Test voltage (Winding/contact)	4 kV AC (50 Hz, 1 min., winding/contact)

Input data

Coil side

Nominal input voltage U_N	24 V DC
Input voltage range	14.4 V DC ... 66 V DC
Input voltage range in reference to U_N	see diagram
Drive and function	monostable
Drive (polarity)	non-polarized
Typical input current at U_N	7 mA
Typical response time	5 ms
Typical release time	2.5 ms
Coil resistance	3390 Ω \pm 10 % (at 20 °C)

Output data

Switching

Contact switching type	1 changeover contact
Type of switch contact	Single contact
Contact material	AgSnO, hard gold-plated
Maximum switching voltage	30 V AC 36 V DC
Minimum switching voltage	100 mV (at 10 mA)
Limiting continuous current	50 mA
Maximum inrush current	50 mA
Min. switching current	1 mA (at 24 V)
Interrupting rating (ohmic load) max.	1.2 W (at 24 V DC)

REL-MR- 24DC/21AU/MS - Single relay



2909645

<https://www.phoenixcontact.com/us/products/2909645>

Motor load according to UL 508	1/4 HP, 240 - 277 V AC (N/O contact)
	1/6 HP, 240 - 277 V AC (N/C contact)

Switching: when the gold layer is destroyed

Note	the following values are applicable if a gold layer is destroyed
Contact material	AgSnO
Maximum switching voltage	250 V AC
Minimum switching voltage	5 V (at 100 mA)
Limiting continuous current	6 A
Min. switching current	10 mA (at 12 V)
Interrupting rating (ohmic load) max.	140 W (at 24 V DC)
	20 W (at 48 V DC)
	18 W (at 60 V DC)
	23 W (at 110 V DC)
	40 W (at 220 V DC)
Switching capacity	1500 VA (for 250 V AC)
	2 A (at 24 V, DC13)
	0.2 A (at 110 V, DC13)
	0.1 A (at 220 V, DC13)
	3 A (at 24 V, AC15)
	3 A (at 120 V, AC15)
	3 A (at 230 V, AC15)

Connection data

Connection method	Plug / solder connection
-------------------	--------------------------

Dimensions

Width	5 mm
Height	28 mm
Depth	16 mm

Material specifications

Color	white (RAL 9010)
-------	------------------

Environmental and real-life conditions

Ambient conditions

Degree of protection	RT II
Ambient temperature (operation)	-40 °C ... 85 °C
Ambient temperature (storage/transport)	-40 °C ... 85 °C

Approvals

Corrosive gas test

Identification	ISA-S71.04. G3 Harsh Group
----------------	----------------------------

REL-MR- 24DC/21AU/MS - Single relay



2909645

<https://www.phoenixcontact.com/us/products/2909645>

	EN 60068-2-60
--	---------------

Standards and regulations

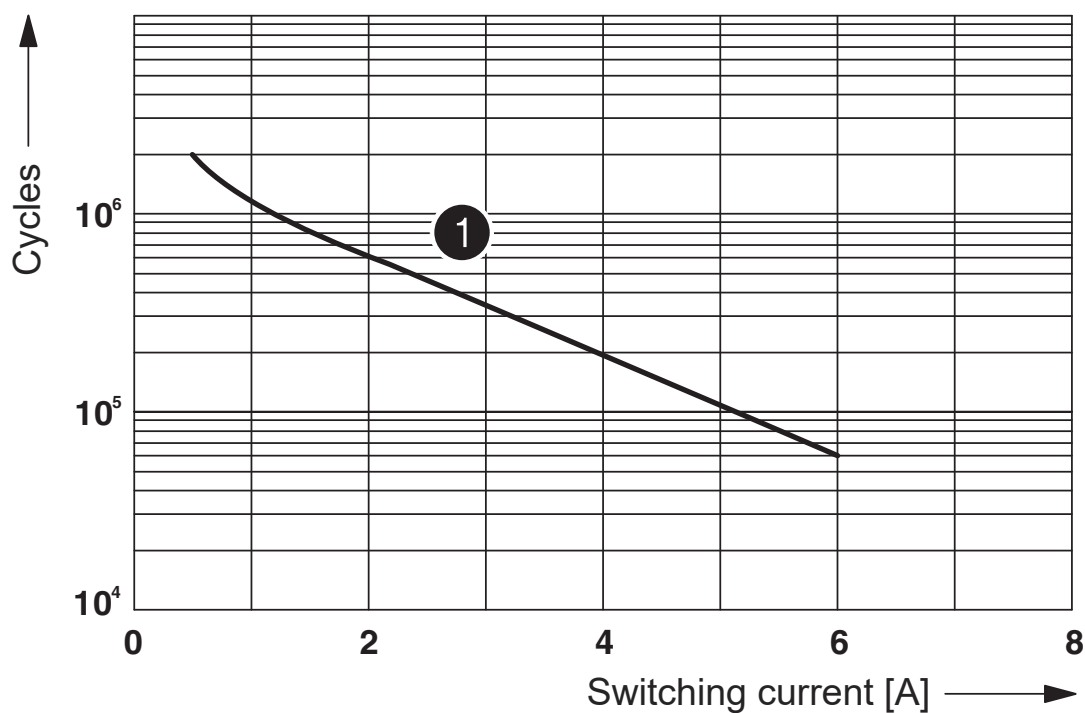
Standards/regulations	IEC 60664
	EN 50178
	EN 61810-1

Mounting

Assembly note	in rows with zero spacing
Mounting position	any

Drawings

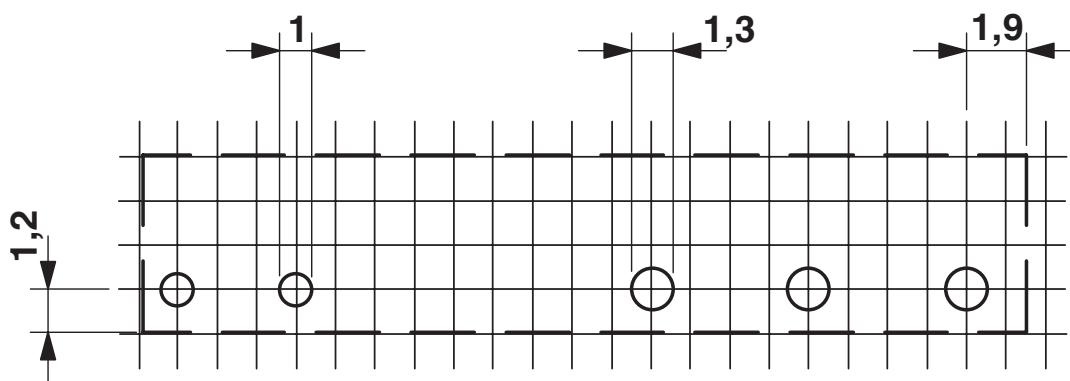
Diagram



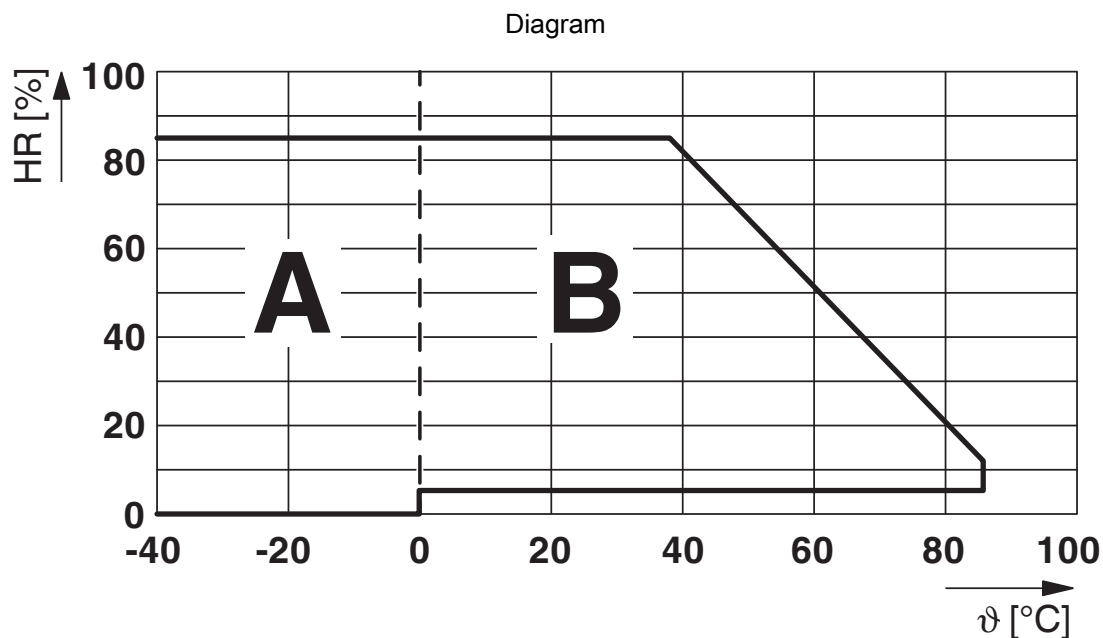
① 250 V AC, ohmic load

Electrical service life

Drilling plan/solder pad geometry



a = pitch division 1.25 mm and 1.27 mm



Permissible humidity for operation and storage.

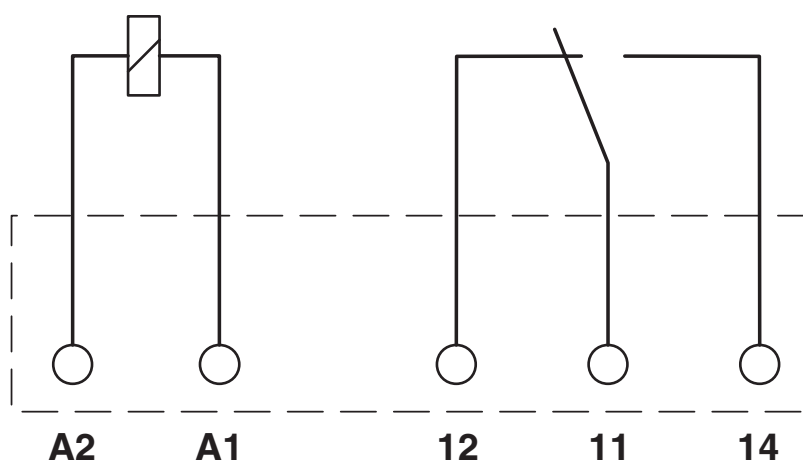
The maximum permissible ambient temperature as specified in the data sheet must be observed.

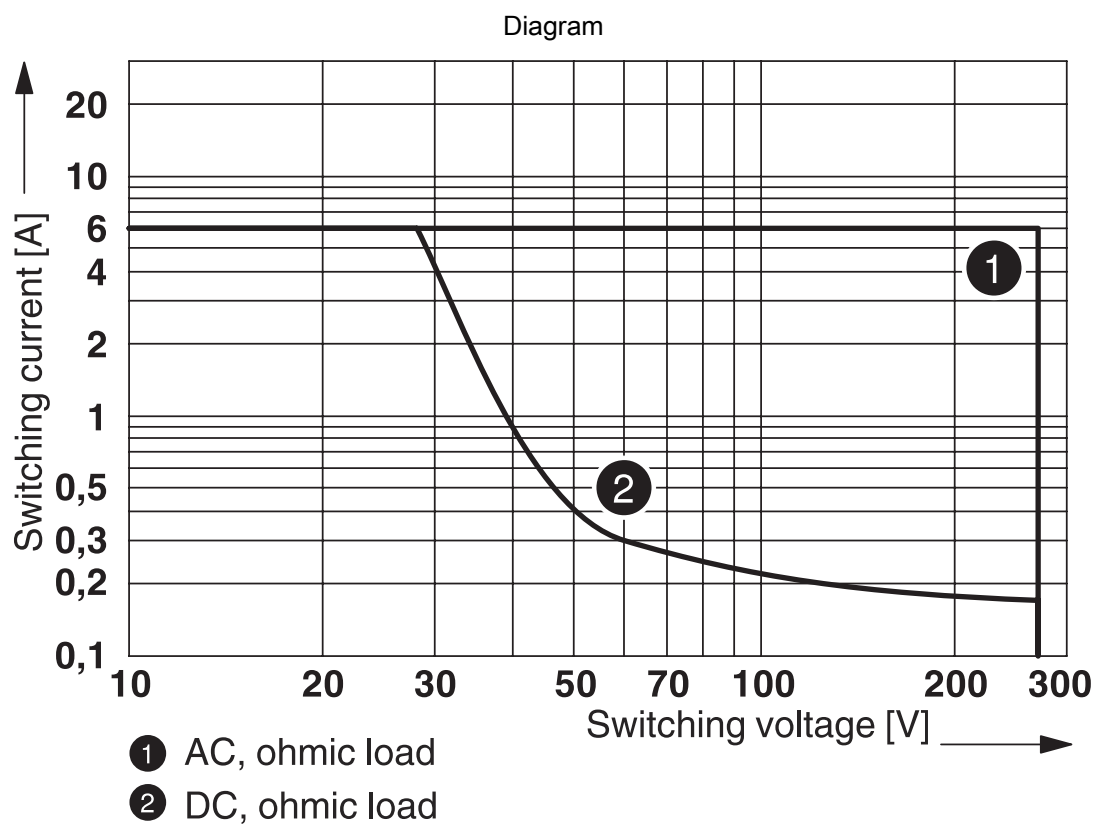
Area A: Ice buildup at ambient temperatures $\leq 0^{\circ}\text{C}$ must be prevented

Area B: Condensation at ambient temperatures $> 0^{\circ}\text{C}$ must be prevented

On 30 full days that are naturally distributed across an entire year, a humidity level of 95% is permissible at an ambient temperature $\leq 25^{\circ}\text{C}$.

Circuit diagram





Interrupting rating

REL-MR- 24DC/21AU/MS - Single relay



2909645

<https://www.phoenixcontact.com/us/products/2909645>

Approvals

To download certificates, visit the product detail page: <https://www.phoenixcontact.com/us/products/2909645>



cUL Recognized
Approval ID: FILE E 228652



UL Recognized
Approval ID: FILE E 228652



EAC
Approval ID: TR_TS_D_00573_c



EAC
Approval ID: RU*C-DE.*08.B.00010



VDE Zeichengenehmigung
Approval ID: 40010212

cULus Recognized

REL-MR- 24DC/21AU/MS - Single relay



2909645

<https://www.phoenixcontact.com/us/products/2909645>

Classifications

ECLASS

ECLASS-11.0	27371601
ECLASS-12.0	27371601
ECLASS-13.0	27371601

ETIM

ETIM 9.0	EC001437
----------	----------

UNSPSC

UNSPSC 21.0	39122300
-------------	----------

REL-MR- 24DC/21AU/MS - Single relay



2909645

<https://www.phoenixcontact.com/us/products/2909645>

Environmental product compliance

EU RoHS

Fulfills EU RoHS substance requirements	Yes, No exemptions
---	--------------------

China RoHS

Environment friendly use period (EFUP)	EFUP-E
	No hazardous substances above the limits

EU REACH SVHC

REACH candidate substance (CAS No.)	No substance above 0.1 wt%
-------------------------------------	----------------------------

Phoenix Contact 2024 © - all rights reserved
<https://www.phoenixcontact.com>

Phoenix Contact USA
586 Fulling Mill Road
Middletown, PA 17057, United States
(+717) 944-1300
info@phoenixcon.com