

LQW18ANR20G80#

“ # ” indicates a package specification code.

Recommended

New

General

Wound
(No Shield)
000

LowRdc


Thickness
1.0mm
max.

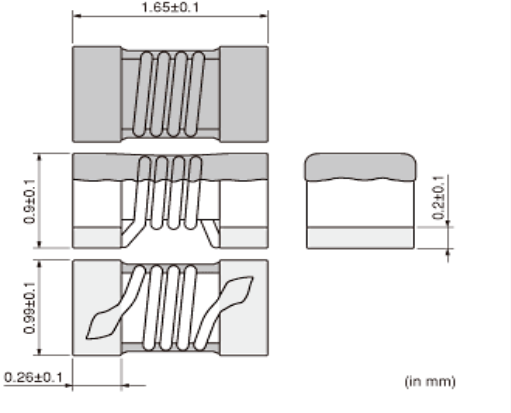
Tight
Tolerance

Reflow
OK

RoHS

< List of part numbers with package codes >
LQW18ANR20G80D , LQW18ANR20G80J , LQW18ANR20G80B

Shape



L size	1.65 ± 0.1mm
W size	0.99 ± 0.1mm
T size	0.90 ± 0.1mm
Size code in inch (mm)	0603 (1608)

Notes

In operating temperature exceeding +85 , derating of current is necessary for LQW18AN_80 series.
Please apply the derating curve shown in chart according to the operating temperature.
Please confirm the below "Notice (Rating)".

References

Packaging code	Specifications	Minimum quantity
D	180mm Paper taping	4000
J	330mm Paper taping	10000
B	Packing in bulk	500

Mass (Typ.)	
1 piece	0.0034g

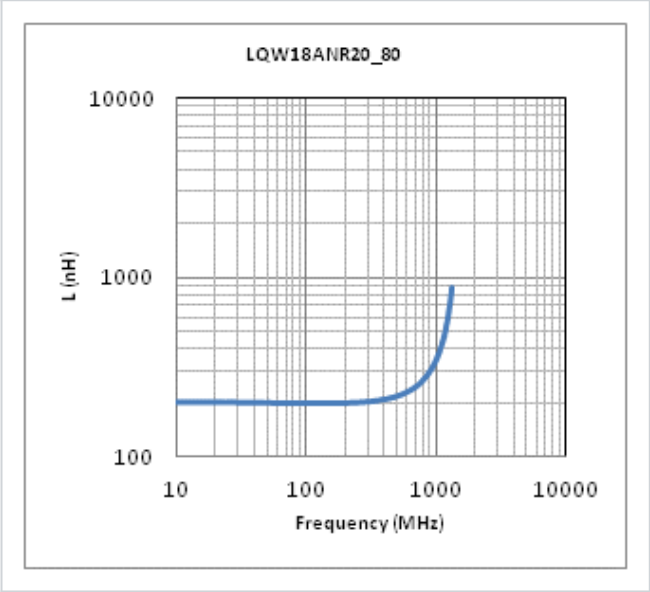
Specifications

Inductance	200nH ± 2%
Inductance test frequency	100MHz
Rated current (Itemp) (Based on Temperature rise)	290mA
Max. of DC resistance	1.74
Q (min.)	25
Q test frequency	100MHz
Self resonance frequency (min.)	1350MHz
Operating temperature range (Self-temperature rise is not included)	-55 ~ 125

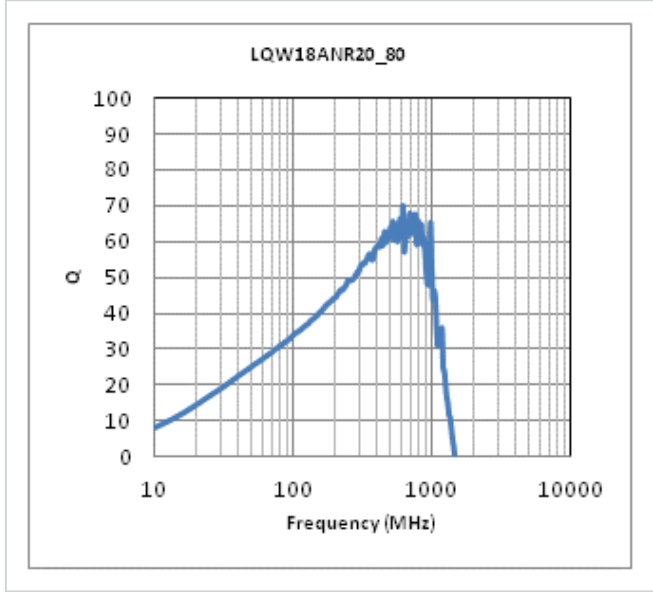
⚠ Attention

- 1.This datasheet is downloaded from the website of Murata Manufacturing Co., Ltd. Therefore, it ' s specifications are subject to change or our products in it may be discontinued without advance notice. Please check with our sales representatives or product engineers before ordering.
- 2.This datasheet has only typical specifications because there is no space for detailed specifications.
Therefore, please review our product specifications or consult the approval sheet for product specifications before ordering.

▪ Inductance-Frequency characteristics (Typ.)



▪ Q-Frequency characteristics (Typ.)



▪ Notice (Rating)

