




Connectors > Connector Accessories > Connector Caps & Covers



Connector Cover Type: **Protective Cap**

Primary Product Color: **Red**

Primary Product Material: **Thermoplastic**

Operating Temperature (Max): **80 °C [176 °F]**

Operating Temperature Range: **-20 – 80 °C [-4 – 176 °F]**

Features

Product Type Features

Connector Cover Type	Protective Cap
----------------------	----------------

Body Features

Primary Product Color	Red
Primary Product Material	Thermoplastic

Housing Features

Compatible With Connector Shape	Circular
---------------------------------	----------

Usage Conditions

Operating Temperature (Max)	80 °C[176 °F]
Operating Temperature Range	-20 – 80 °C[-4 – 176 °F]

Operation/Application

Compatible With Connector Shell Size	23
--------------------------------------	----

Product Compliance

[For compliance documentation, visit the product page on TE.com>](#)

EU RoHS Directive 2011/65/EU	Compliant
------------------------------	-----------




EU ELV Directive 2000/53/EC	Not Yet Reviewed
China RoHS 2 Directive MIIT Order No 32, 2016	No Restricted Materials Above Threshold
EU REACH Regulation (EC) No. 1907/2006	Current ECHA Candidate List: JUNE 2024 (241) Candidate List Declared Against: JUNE 2024 (241) Does not contain REACH SVHC
Halogen Content	Low Halogen - Br, Cl, F, I < 900 ppm per homogenous material. Also BFR/CFR/PVC Free
Solder Process Capability	Not reviewed for solder process capability

Product Compliance Disclaimer

This information is provided based on reasonable inquiry of our suppliers and represents our current actual knowledge based on the information they provided. This information is subject to change. The part numbers that TE has identified as EU RoHS compliant have a maximum concentration of 0.1% by weight in homogenous materials for lead, hexavalent chromium, mercury, PBB, PBDE, DBP, BBP, DEHP, DIBP, and 0.01% for cadmium, or qualify for an exemption to these limits as defined in the Annexes of Directive 2011/65/EU (RoHS2). Finished electrical and electronic equipment products will be CE marked as required by Directive 2011/65/EU. Components may not be CE marked. Additionally, the part numbers that TE has identified as EU ELV compliant have a maximum concentration of 0.1% by weight in homogenous materials for lead, hexavalent chromium, and mercury, and 0.01% for cadmium, or qualify for an exemption to these limits as defined in the Annexes of Directive 2000/53/EC (ELV). Regarding the REACH Regulation, the information TE provides on SVHC in articles for this part number is based on the latest European Chemicals Agency (ECHA) 'Guidance on requirements for substances in articles' posted at this URL: <https://echa.europa.eu/guidance-documents/guidance-on-reach>

Compatible Parts

 <p>TE Part # CAT-AM71-C83998J Cable/Panel Mount Connector, CPC Series 1</p>	 <p>TE Part # CAT-AM71-C83998BB CPC SERIES 3</p>	 <p>TE Part # 206437-1 CPC PLUG ASSEMBLY SIZE 23-57</p>	 <p>TE Part # CAT-AM71-C83998K Circular Connector, Environmentally Sealed, CPC Series 6</p>
 <p>TE Part # CAT-AM71-C83998Y One-Piece Connector, Sealed, CPC Series 1</p>	 <p>TE Part # 211824-1 CPC PLUG ASSEMBLY 23-13</p>	 <p>TE Part # 205842-1 CPC PLUG ASSEMBLY SIZE 23-63</p>	 <p>TE Part # 206612-1 CPC PLUG ASSEMBLY SIZE 23-22</p>



TE Part # 1977889-1
CPC 17-3 PLUG ASY, REV SEX, UV RESIST

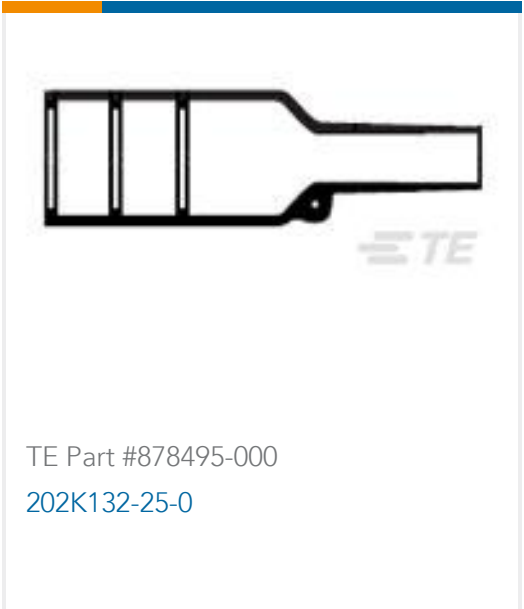


TE Part # CAT-AM71-C83998X
Sealed Two-Piece Connector, CPC Series 6

Customers Also Bought



TE Part #208680-2
SEALING CAP ASSY, SZ 23, CPC



TE Part #878495-000
202K132-25-0



TE Part #66504-3
20 DF SCKT CONT



TE Part #207299-4
FLANGE PLUG



TE Part #4-1393247-1
W31-X2M1G-40=W23/W31



TE Part #YDTS26W11-99SNV001
PLUG ASSY



TE Part #54012-4
CPC STRAIN RELIEF, SIZE 23



TE Part #650076-000
D-436-38



TE Part #6-2407269-3
CAP, CPC, SIZE 23 RECP, RED



TE Part #3-2407269-4
CAP, CPC, SIZE 17 PLUG, YELLOW

Documents

Product Drawings

CAP, CPC, SIZE 23 PLUG, RED

English

CAD Files

Customer View Model

ENG_CVM_CVM_5-2407269-3_2.3d_stp.zip

English

Customer View Model



[ENG_CVM_CVM_5-2407269-3_2.2d_dxf.zip](#)

English

Customer View Model

[ENG_CVM_CVM_5-2407269-3_2.3d_igs.zip](#)

English

3D PDF

3D

By downloading the CAD file I accept and agree to the [Terms and Conditions](#) of use.

Instruction Sheets

Instruction Sheet (U.S.)

English