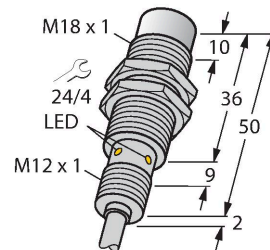


# NI15U-EM18WD-AP6X

## Inductive Sensor – For the Food Industry



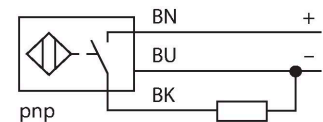
### Features

- Threaded barrel, M18 x 1
- Stainless steel, 1.4404
- Front cap made of liquid crystal polymer
- Factor 1 for all metals
- Resistant to magnetic fields
- For temperatures of -40 °C...+100 °C
- High protection class IP69K for harsh environments
- Special double-lip seal
- Protection against all common acidic and alkaline cleaning agents
- Laser engraved label, permanently legible
- DC 3-wire, 10...30 VDC
- NO contact, PNP output
- Cable connection

### Technical data

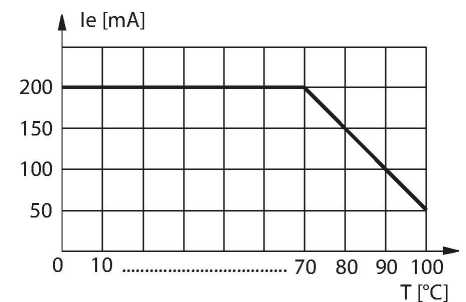
Type	NI15U-EM18WD-AP6X
ID	1634817
General data	
Rated switching distance	15 mm
Mounting conditions	Non-flush
Secured operating distance	$\leq (0.81 \times S_n)$ mm
Repeat accuracy	$\leq 2 \%$ of full scale
Temperature drift	$\leq \pm 10 \%$
	$\leq \pm 20 \%, \leq -25 \text{ °C}, \geq +70 \text{ °C}$
Hysteresis	3...15 %
Electrical data	
Operating voltage	10...30 VDC
Residual ripple	$\leq 10 \%$ $U_{ss}$
DC rated operational current	$\leq 200 \text{ mA}$
No-load current	25 mA
Residual current	$\leq 0.1 \text{ mA}$
Isolation test voltage	$\leq 0.5 \text{ kV}$
Short-circuit protection	yes / Cyclic
Voltage drop at $I_o$	$\leq 1.8 \text{ V}$
Wire breakage/Reverse polarity protection	yes / Complete
Output function	3-wire, NO contact, PNP
DC field stability	300 mT
AC field stability	300 mT <sub>ss</sub>
Insulation class	□

### Wiring diagram



### Functional principle

The inductive sensors for the food industry are absolutely tight and resistant to cleaning agents and disinfectants. The requirements of the protection classes IP68 and IP69K are well exceeded by our uprox®+ sensors. The sensors are entirely protected by the LCP front cap and the stainless steel housing.

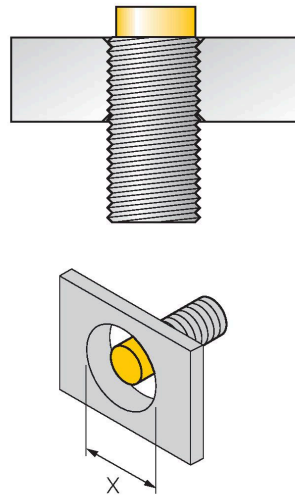
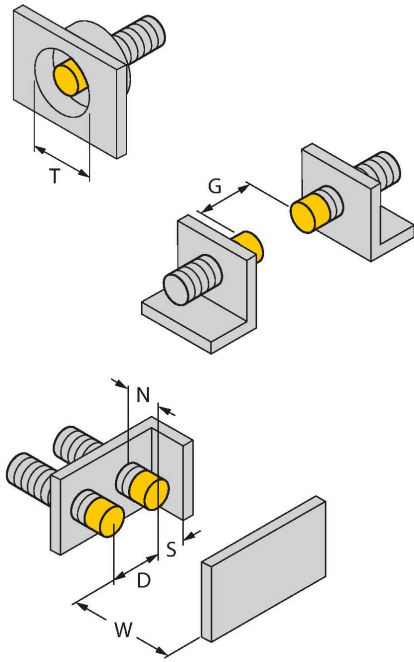


## Technical data

Switching frequency	1 kHz
<b>Mechanical data</b>	
Design	Threaded barrel, M18 x 1
Dimensions	52 mm
Housing material	Stainless steel, 1.4404 (AISI 316L)
Active area material	Plastic, LCP
End cap	Plastic, PP, transparent
Admissible pressure on front cap	≤ 15 bar
Max. tightening torque of housing nut	25 Nm
Electrical connection	Cable
Cable quality	Ø 5.2 mm, White, D12YSL9Y-OB, PP, 2 m
	halogen-free
Core cross-section	3 x 0.34 mm <sup>2</sup>
<b>Environmental conditions</b>	
Ambient temperature	-40...+100 °C
Vibration resistance	55 Hz (1 mm)
Shock resistance	30 g (11 ms)
Protection class	IP68 IP69K
MTTF	874 years acc. to SN 29500 (Ed. 99) 40 °C
Switching state	LED, Yellow

## Mounting instructions

### Mounting instructions/Description



Distance D	$3 \times B$
Distance W	$3 \times S_n$
Distance T	$3 \times B$
Distance S	$1.5 \times B$
Distance G	$6 \times S_n$
Distance N	$2 \times S_n$
Diameter active area B	$\varnothing 18 \text{ mm}$

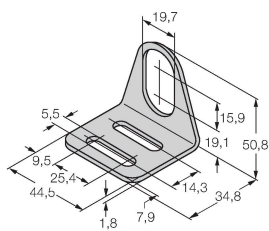
All non-flush mountable uprox®+ threaded barrel sensors can be screwed to the upper edge of the barrel. In this mounting position, the sensor operates safely with a 20 % reduced switching distance.

When installed in an aperture plate, a distance of  $X = 70 \text{ mm}$  must be observed.

## Accessories

MW18

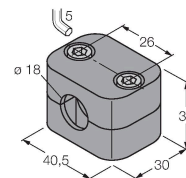
6945004



Mounting bracket for threaded barrel sensors; material: Stainless steel A2 1.4301 (AISI 304)

BSS-18

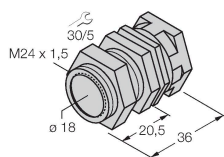
6901320



Mounting clamp for smooth and threaded barrel sensors; material: Polypropylene

QM-18

6945102



Quick-mount bracket with dead-stop; material: Chrome-plated brass. Male thread  $M24 \times 1.5$ . Note: The switching distance of the proximity switches may change when using quick-mount brackets.