



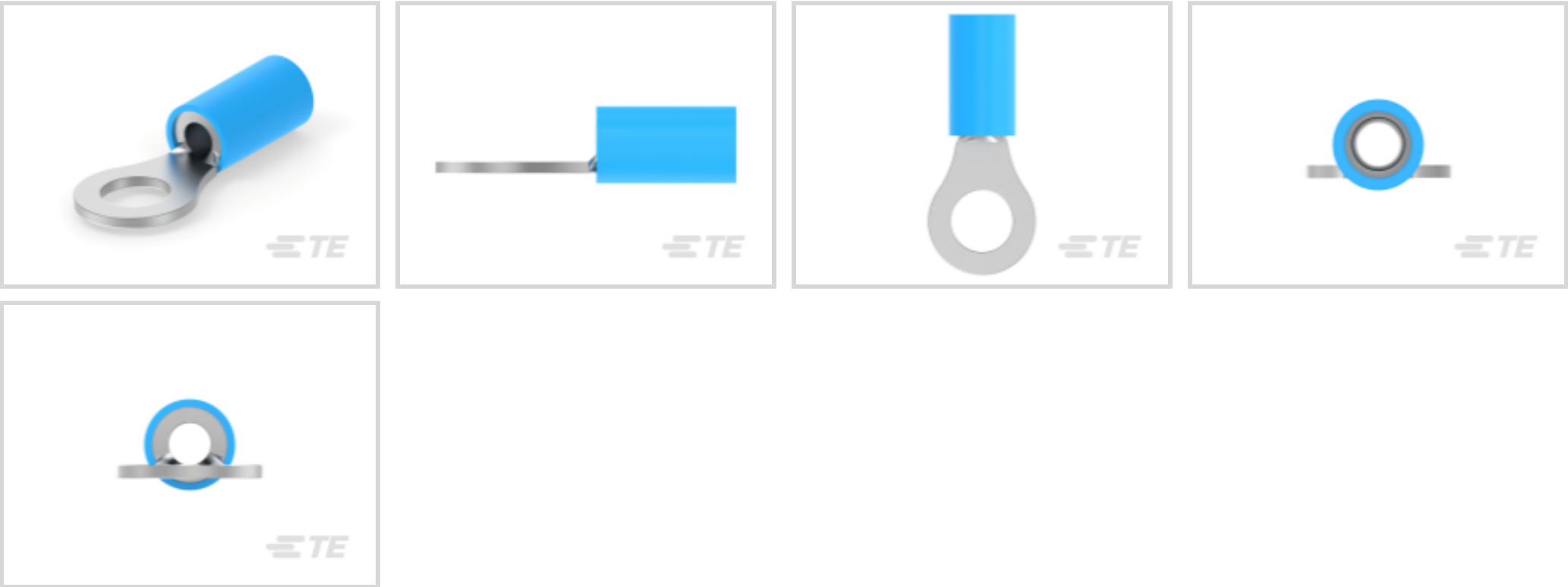
PLASTI-GRIP

TE Internal #: 2-32960-1

Closed Ring Tongue Terminal, 16 AWG, #10 Stud Size, 4.82 mm [.19 in] Stud Diameter, Closed Barrel, Straight, Tin, Partially Insulated, PLASTI-GRIP

[View on TE.com >](#)

Terminals & Splices > Ring Terminals



Ring Terminal Product Type: Closed Ring Tongue Terminal

Wire Size: 2050 – 5180 CMA

Stud Size: #10

Features

Product Type Features

Ring Terminal Product Type	Closed Ring Tongue Terminal
Stud Size	#10
Sealable	No
Wire Insulation Support Retention Type	Insulation Support

Configuration Features

Number of Holes	1
-----------------	---

Electrical Characteristics

Voltage Rating	600 V
----------------	-------

Body Features

Insulation Sleeve Color	Blue
Stripe Color	Blue
Product Weight	.851 g

Contact Features

Barrel Type	Closed
Terminal Orientation	Straight



Terminal Plating Material	Tin
---------------------------	-----

Mechanical Attachment

Wire Insulation Support	With
-------------------------	------

Dimensions

Wire Size	2050 – 5180 CMA
Stud Diameter	4.82 mm[.19 in]
Tongue Thickness	.79 mm[.031 in]
Product Length	22.12 mm[.871 in]
Compatible Insulation Diameter (Max)	3.81 mm[.15 in]
Compatible Insulation Diameter Range	2.67 – 3.81 mm[.105 – .15 in]

Usage Conditions

Insulation Option	Partially Insulated
Operating Temperature Range	105 °C[221 °F]

Operation/Application

Compatible With Wire Base Material	Copper
Compatible With Wire Plating Material	Tin

Industry Standards

Government Qualified Terminal	No
-------------------------------	----

Packaging Features

Packaging Quantity	5000
Packaging Method	Tape Mounted

Product Compliance

For compliance documentation, visit the product page on TE.com>

EU RoHS Directive 2011/65/EU	Compliant
EU ELV Directive 2000/53/EC	Compliant
China RoHS 2 Directive MIIT Order No 32, 2016	No Restricted Materials Above Threshold
EU REACH Regulation (EC) No. 1907/2006	Current ECHA Candidate List: JUNE 2024 (241) Candidate List Declared Against: JUNE 2024 (241) Does not contain REACH SVHC
Halogen Content	Not Low Halogen - contains Br or Cl > 900 ppm.



Solder Process Capability

Not applicable for solder process capability

Product Compliance Disclaimer

This information is provided based on reasonable inquiry of our suppliers and represents our current actual knowledge based on the information they provided. This information is subject to change. The part numbers that TE has identified as EU RoHS compliant have a maximum concentration of 0.1% by weight in homogenous materials for lead, hexavalent chromium, mercury, PBB, PBDE, DBP, BBP, DEHP, DIBP, and 0.01% for cadmium, or qualify for an exemption to these limits as defined in the Annexes of Directive 2011/65/EU (RoHS2). Finished electrical and electronic equipment products will be CE marked as required by Directive 2011/65/EU. Components may not be CE marked. Additionally, the part numbers that TE has identified as EU ELV compliant have a maximum concentration of 0.1% by weight in homogenous materials for lead, hexavalent chromium, and mercury, and 0.01% for cadmium, or qualify for an exemption to these limits as defined in the Annexes of Directive 2000/53/EC (ELV). Regarding the REACH Regulation, the information TE provides on SVHC in articles for this part number is based on the latest European Chemicals Agency (ECHA) 'Guidance on requirements for substances in articles' posted at this URL: <https://echa.europa.eu/guidance-documents/guidance-on-reach>

Compatible Parts

TE Part # 58433-3
PRO CR ASSY, RBY IS9252

TE Part # 58423-1
DIE, RBY IS9252

TE Part # 59824-1
TETRA-CRIMP PIDG PG FASTON 22-10 ASSY

TE Part # 47387
DAHT PG PIDG 20-14 ASSY

TE Part # 169404
CERTI-LOK DIE

TE Part # 1SET191002R0000
TET CRIMP-HT

Also in the Series | PLASTI-GRIP

Compression Connectors(3)

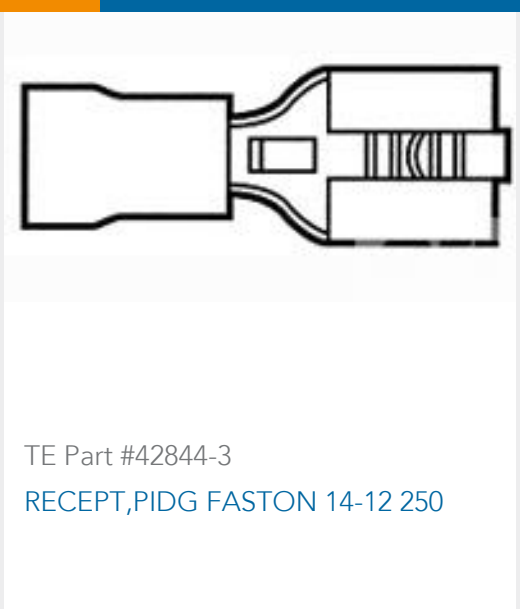
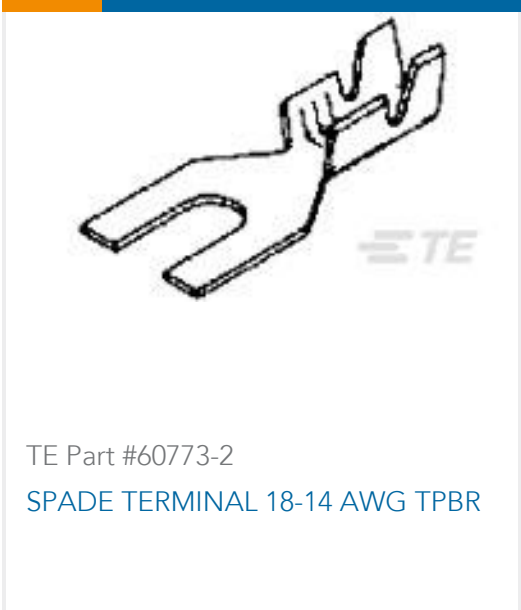
Crimp Wire Pins, Tabs & Ferrules(19)

Ring Terminals(300)

Spade Terminals(160)



Customers Also Bought



Documents

Product Drawings
TERMINAL,PG R 16-14 10
English

CAD Files
Customer View Model
ENG_CVM_CVM_2-32960-1_S.2d_dxf.zip
English
3D PDF
3D
Customer View Model
ENG_CVM_CVM_2-32960-1_S.3d_igs.zip
English
Customer View Model
ENG_CVM_CVM_2-32960-1_S.3d_stp.zip
English

By downloading the CAD file I accept and agree to the Terms and Conditions of use.



Product Specifications

Application Specification

English

Agency Approvals

UL Report

English