




GRACE INERTIA 2.0

TE Internal #: 1971030-8
Wire-to-Board, 8 Position, 2 mm [.079 in] Centerline, 1 Row, Nylon 66 GF, Plug, Socket, GRACE INERTIA 2.0, Rectangular Connector Housings

[View on TE.com >](#)

Connectors > Rectangular Connectors > Rectangular Connector Housings > STD Temp Sig GRACE INERTIA Plug



Connector System: **Wire-to-Board**
Number of Positions: **8**
Centerline (Pitch): **2 mm [.079 in]**
Number of Rows: **1**
Housing Material: **Nylon 66 GF**

[All STD Temp Sig GRACE INERTIA Plug \(63\)](#)

Features

Product Type Features

Connector System	Wire-to-Board
Connector & Housing Type	Plug
Sealable	No
Connector & Contact Terminates To	Wire & Cable

Configuration Features

Number of Cavities	8
Number of Positions	8
Number of Rows	1

Electrical Characteristics

Operating Voltage	50 VAC
-------------------	--------

Contact Features

Contact Layout	Inline
----------------	--------



Contact Type	Socket
--------------	--------

Mechanical Attachment

Connector Mounting Type	Cable Mount (Free-Hanging)
-------------------------	----------------------------

Housing Features

Housing Color	Natural
Centerline (Pitch)	2 mm[.079 in]
Housing Material	Nylon 66 GF

Dimensions

Connector Height	7.9 mm[.311 in]
Product Width	6.75 mm[.266 in]
Product Length	17.2 mm[.677 in]

Usage Conditions

Operating Temperature Range	-30 – 105 °C[-22 – 221 °F]
-----------------------------	----------------------------

Operation/Application

Halogen Free	No
Circuit Application	Signal

Identification Marking

Circuit Identification Feature	Without
--------------------------------	---------

Industry Standards

Compatible With Agency/Standards Products	UL
UL Flammability Rating	UL 94V-0

Packaging Features

Packaging Quantity	200
Packaging Method	Package

Product Compliance

For compliance documentation, visit the product page on TE.com>

EU RoHS Directive 2011/65/EU	Compliant
EU ELV Directive 2000/53/EC	Compliant
China RoHS 2 Directive MIIT Order No 32, 2016	No Restricted Materials Above Threshold
EU REACH Regulation (EC) No. 1907/2006	Current ECHA Candidate List: JUNE 2024 (241)




Candidate List Declared Against: JUNE 2024 (241)
Does not contain REACH SVHC

Halogen Content	Not Low Halogen - contains Br or Cl > 900 ppm.
Solder Process Capability	Not applicable for solder process capability

Product Compliance Disclaimer

This information is provided based on reasonable inquiry of our suppliers and represents our current actual knowledge based on the information they provided. This information is subject to change. The part numbers that TE has identified as EU RoHS compliant have a maximum concentration of 0.1% by weight in homogenous materials for lead, hexavalent chromium, mercury, PBB, PBDE, DBP, BBP, DEHP, DIBP, and 0.01% for cadmium, or qualify for an exemption to these limits as defined in the Annexes of Directive 2011/65/EU (RoHS2). Finished electrical and electronic equipment products will be CE marked as required by Directive 2011/65/EU. Components may not be CE marked. Additionally, the part numbers that TE has identified as EU ELV compliant have a maximum concentration of 0.1% by weight in homogenous materials for lead, hexavalent chromium, and mercury, and 0.01% for cadmium, or qualify for an exemption to these limits as defined in the Annexes of Directive 2000/53/EC (ELV). Regarding the REACH Regulation, the information TE provides on SVHC in articles for this part number is based on the latest European Chemicals Agency (ECHA) 'Guidance on requirements for substances in articles' posted at this URL: <https://echa.europa.eu/guidance-documents/guidance-on-reach>

Compatible Parts




TE Part # CAT-G7534A-P729
STD Temp Sig GRACE INERTIA Plug




TE Part # 2367943-8
GI2.0EV VT SMT Poting HDR,NTL,Key A,8P


Also in the Series | GRACE INERTIA 2.0




Connector Contacts(3)



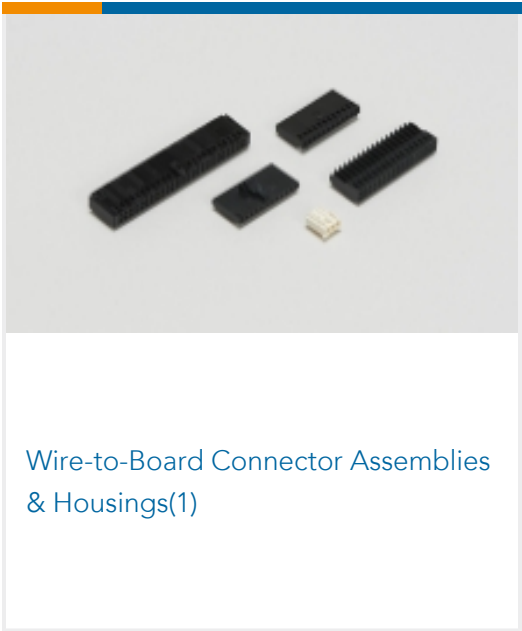
PCB Headers & Receptacles(70)



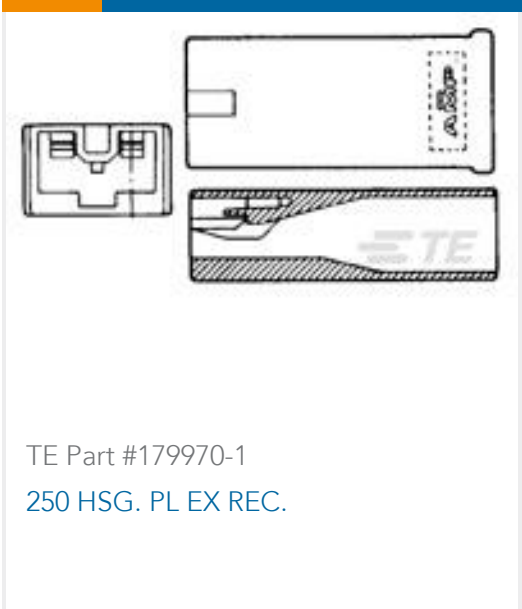
Rectangular Connector Housings(20)



Standard Rectangular Connectors(18)



Customers Also Bought



Documents

Product Drawings

8POS Plug Housing for GIC 2.0 EV Series

English

CAD Files

3D PDF

3D

Customer View Model

ENG_CVM_CVM_1971030-8_F_c-1971030-8-f.2d_dxf.zip

English

Customer View Model

ENG_CVM_CVM_1971030-8_F_c-1971030-8-f.3d_igs.zip

English

Customer View Model

ENG_CVM_CVM_1971030-8_F_c-1971030-8-f.3d_stp.zip

English

By downloading the CAD file I accept and agree to the Terms and Conditions of use.



[Product Specifications](#)

[Application Specification](#)

English