

Customer Information Sheet

DRAWING No.: M80-550XXXX

SHEET 2 OF 2

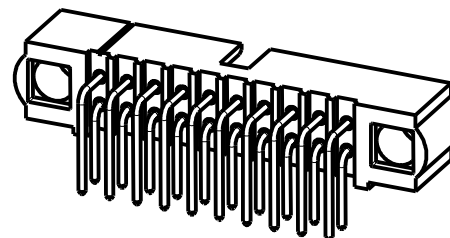
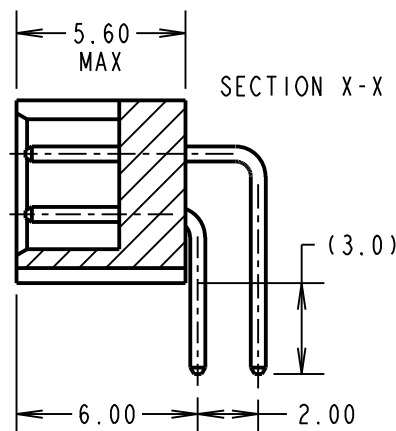
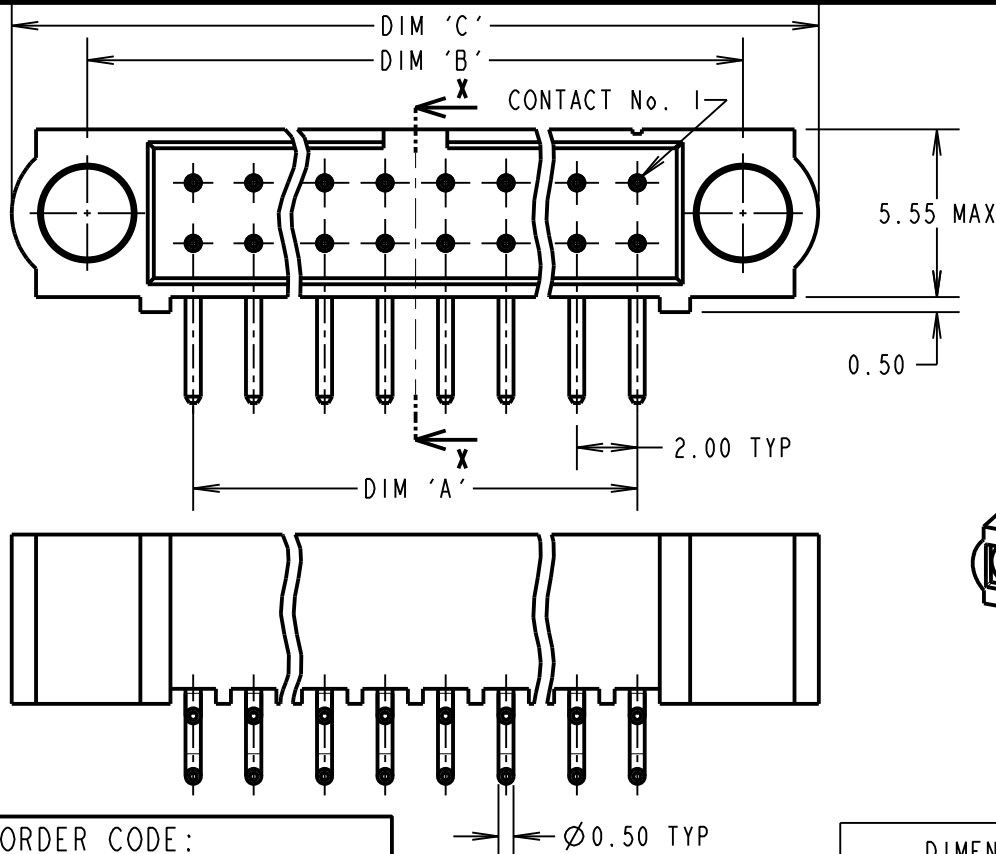
IF IN DOUBT - ASK

C

NOT TO SCALE

THIRD ANGLE PROJECTION

ALL DIMENSIONS IN mm

**SPECIFICATIONS:****MATERIAL:**MOULDING = GLASS-FILLED PPS,
UL94V-0, BLACK

CONTACT = PHOSPHOR BRONZE

FINISH:

05 = 0.75μ GOLD

22 = 0.75μ GOLD ON CONTACT AREA,
3μ 90/10 TIN/LEAD ON TAILS42 = 0.75μ GOLD ON CONTACT AREA,
3μ 100% TIN OVER NICKEL ON TAILS**ELECTRICAL:**

CURRENT RATING AT 25°C = 3.0A MAX

CURRENT RATING AT 85°C = 2.2A MAX

WORKING VOLTAGE = 800V AC/DC

VOLTAGE PROOF = 1200V AC/DC

CONTACT RESISTANCE = 25mΩ MAX

INSULATION RESISTANCE = 100MΩ MIN

MECHANICAL:

DURABILITY = 500 OPERATIONS

ENVIRONMENTAL:

TEMPERATURE RANGE = -55°C TO +125°C

PACKING: TUBE

FOR COMPLETE SPECIFICATION, SEE
COMPONENT SPECIFICATION C005XX
(LATEST ISSUE)**NOTES:**

1. RECOMMENDED PCB HOLE
SIZE = $\varnothing 0.70\text{mm} \pm 0.05$.

ORDER CODE:

M80-550XXXXNo. OF CONTACTS —
04 TO 50
(EVEN NUMBERS ONLY)**FINISH**05 - GOLD
22 - SELECTIVE GOLD + TIN/LEAD
42 - SELECTIVE GOLD + 100% TIN— $\varnothing 0.50$ TYP

DIMENSION	CALCULATION
DIM 'A'	TOTAL No. OF CONTACTS - 2
DIM 'B'	TOTAL No. OF CONTACTS + 5
DIM 'C'	TOTAL No. OF CONTACTS + 10
EXAMPLE: CONNECTOR WITH 20 CONTACTS, M80-5502042	
DIM 'A' = 18.00mm, DIM 'B' = 25.00mm, DIM 'C' = 30.00mm	

MSP	3	18.08.15	13052
NAME	ISS.	DATE	C/NOTE
APPROVED:		M.PERREN	
CHECKED:		M.PLESTED	
DRAWN:		W. J. BOURNE	
CUSTOMER REF.:			
ASSEMBLY DRG:			

HARWINwww.harwin.com
technical@harwin.comTHIS DRAWING AND ANY
INFORMATION OR DESCRIPTIVE
MATTER SET OUT HEREON ARE
CONFIDENTIAL AND COPYRIGHT
PROPERTY OF THE HARWIN
GROUP AND MUST NOT BE
DISCLOSED, LOANED, COPIED
OR USED FOR MANUFACTURING,
TENDERING OR FOR ANY
OTHER PURPOSE WITHOUT
THEIR WRITTEN PERMISSION.**TOLERANCES**X. = $\pm 1\text{mm}$
X.X = $\pm 0.50\text{mm}$
X.XX = $\pm 0.10\text{mm}$
X.XXX = $\pm 0.01\text{mm}$
ANGLES = $\pm 5^\circ$
UNLESS STATED**MATERIAL:**

SEE ABOVE

FINISH: SEE ABOVE

S/AREA: mm²TITLE: JACKSCREW DATAMATE
DIL HORIZONTAL PC TAIL
MALE ASSEMBLY

DRAWING NUMBER:

M80-550XXXXSHT
2 OF 2

Mouser Electronics

Authorized Distributor

Click to View Pricing, Inventory, Delivery & Lifecycle Information:

Harwin:

[M80-5502622](#) [M80-5501422](#) [M80-5503422](#) [M80-5501022](#) [M80-5502022](#) [M80-5500622](#) [M80-5504222](#) [M80-5505022](#) [M80-5500642](#) [M80-5501042](#) [M80-5501242](#) [M80-5501442](#) [M80-5501822](#) [M80-5501842](#) [M80-5502642](#) [M80-5503442](#) [M80-5504242](#) [M80-5505042](#) [M80-5502005](#) [M80-5500442](#) [M80-5502442](#) [M80-5501642](#) [M80-5500405](#) [M80-5501805](#) [M80-5500805](#) [M80-5500605](#) [M80-5501005](#) [M80-5501405](#) [M80-5502405](#) [M80-5502605](#) [M80-5503842](#) [M80-5505005](#) [M80-5501605](#) [M80-5504622](#) [M80-5501622](#) [M80-5500422](#) [M80-5502422](#) [M80-5500822](#) [M80-5504422](#) [M80-5502222](#) [M80-5503805](#)