REVISIONS					
REV.	ECN NO.	LOCATION	DESCRIPTION	DATE	DESIGN
A0	N/A		INITIAL RELEASE	/	/
A1	N/A		图面升级整理图面	2024.11.29	阿树

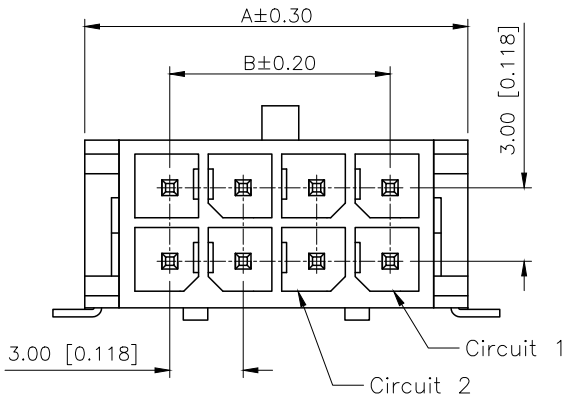

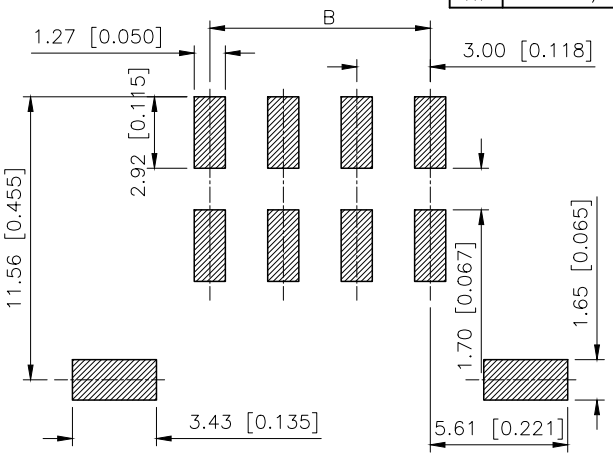

PCB LAYOUT

PART NO.:

C3030 W R S–2xXX D–LP XX XX
① ② ③ ④ ⑤ ⑥ ⑦ ⑧ ⑨

①Series No
②Category:W–Wafer
③Welding Board AngleR–Stright 90°
④Welding Way:S–SMT
⑤Row No–Pin No:2xXX–2x02~2x22Pin
⑥Plug the Pin & Special No.:D–With Solder Tabs
⑦Material:LP–LCP 94V–0
⑧Plating Category: SN–Bright Tin Plating;
G05–Contact Gold 5u"
SW–Fog Tin plating
⑨Color:Blank–Natural Color

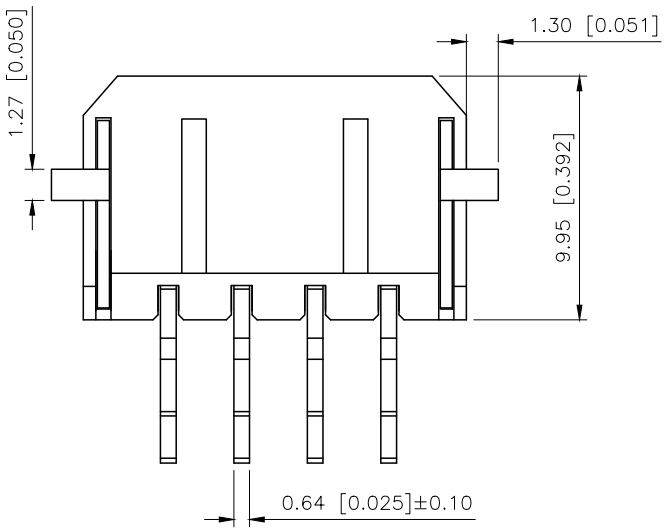

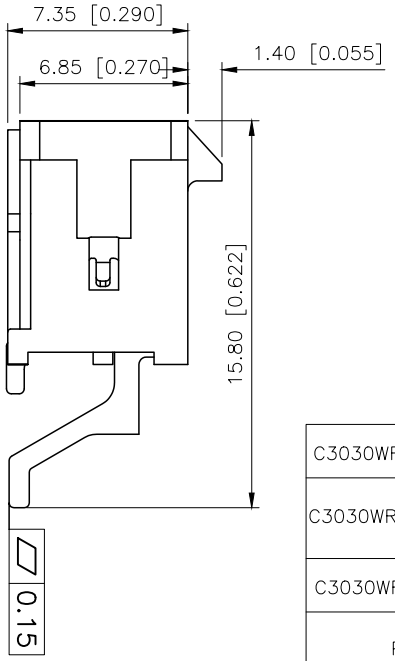

Specifications:
Voltage rating:250V AC/DC
Current rating:5A AC/DC
Withstanding voltage:1000V AC/minute
Temperature range:–40℃–+125℃
Insulation resistance:≥1000MΩ
Contact resistance:≤10mΩ
After environmental testing:≤20mΩ

Poles	Dimensions(mm)		Poles	Dimensions(mm)	
	A	B		A	B
2x01	6.65	/	2x07	24.65	18.00
2x02	9.65	3.00	2x08	27.65	21.00
2x03	12.65	6.00	2x09	30.65	24.00
2x04	15.65	9.00	2x10	33.65	27.00
2x05	18.65	12.00	2x11	36.65	30.00
2x06	21.65	15.00	2x12	39.65	33.00

PART NO	Material	Material(Pin)	Finish(Pin)	Material (Solder Tabs)	Finish (Solder Tabs)	Suitable XKB Housing
C3030WRS–2xXXD–LPSW	LCP UL 94V–0	Brass	Matte tin	Brass	Tin–Plated	C3030H
C3030WRS–2xXXD–LPG05			Ni:50u"Min;Sn:120u"Min; Contact Area Gold:5u" Min.			
C3030WRS–2xXXD–LPSN			Tin–Plated			

AuGLAR	±5°
X.	±0.40
X.x	±0.30
X.xx	±0.20
X.xxx	±0.15
UNSPECIFIED TOLERAuCES	

XKB Connection 星坤

DESIGN	阿树	VIEW:	MODEL TYPE: 3.00mm Crimp Style Connectors
CHECKED		UNIT: mm/in	PART NO.: C3030WRS–2xXXD–XXXX
APPROVED		SIZE: A4	DWG NO.:

XKB INDUSTRIAL PRECISION CO.,LIMITED

SCALE	PAGE	REVISION
N/A	1/1	A1