

5745183-3 ✓ ACTIVE

AMPLIMITE | AMPLIMITE HD-20

TE Internal #: 5745183-3

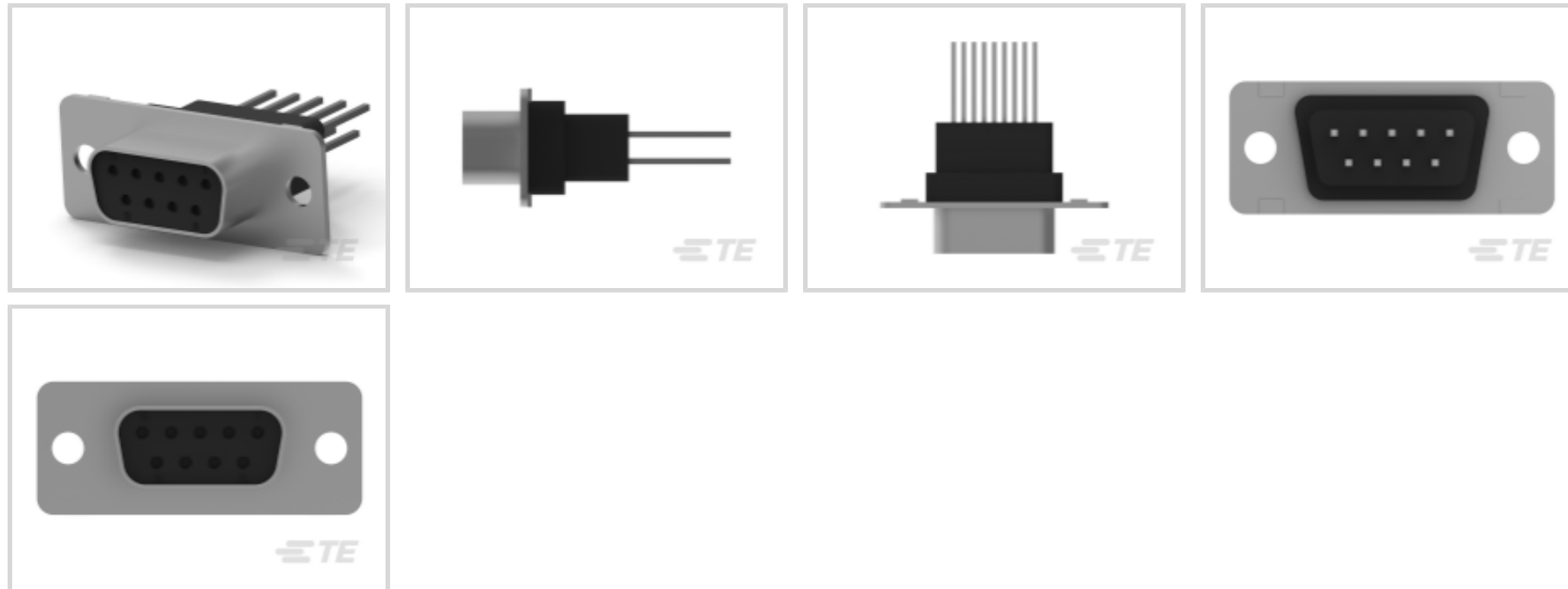
Receptacle, Board-to-Board, 9 Position, 2.77 mm [.109 in]

Centerline, 2 Row, 1 Connector Shell Size, Square, AMPLIMITE HD-20, PCB D-Sub Connectors

[View on TE.com >](#)



Connectors > D-Shaped Connectors > D-Sub Connectors > PCB D-Sub Connectors



Connector & Housing Type: **Receptacle**

Connector System: **Board-to-Board**

Number of Positions: **9**

Centerline (Pitch): **2.77 mm [.109 in]**

Number of Rows: **2**

Features

Product Type Features

Shell Material Configuration	Full Metal Shell
Connector & Housing Type	Receptacle
Connector System	Board-to-Board
Connector Shell Size	1
Connector & Contact Terminates To	Printed Circuit Board

Configuration Features

Number of Positions	9
Number of Rows	2
PCB Mount Orientation	Vertical

Body Features

Insert Material	Nylon GF, PBT GF
Shell Plating Material	Tin
Primary Product Color	Black
Connector Profile	Standard



Contact Features

Contact Options	Installed
	30 μ m
Contact Mating Area Plating Material	Gold
Contact Underplating Material	Nickel
PCB Contact Termination Area Plating Material	Tin
Contact Base Material	Phosphor Bronze
Contact Shape & Form	Square
Contact Current Rating (Max)	6 A

Termination Features

Square Termination Post & Tail Dimension	.63 mm[.025 in]
Termination Post & Tail Length	10.85 mm[.427 in]
Termination Method to PCB	Through Hole - Solder

Mechanical Attachment

Mounting Hole Diameter	3.05 mm
PCB Mount Retention	With
PCB Mount Retention Type	Mounting Hole
Mating Retention	Without
Connector Mounting Type	Board Mount

Housing Features

Shell Material	Carbon Steel
Housing Material	Nylon GF, PBT GF
Centerline (Pitch)	2.77 mm[.109 in]

Dimensions

PCB Thickness (Recommended)	1.57 – 2.36 mm[.062 – .093 in]
Row-to-Row Spacing	2.84 mm[.112 in]

Usage Conditions

Operating Temperature Range	-55 – 105 °C[-67 – 221 °F]
-----------------------------	----------------------------

Operation/Application

Shielded	No
Circuit Application	Signal

Industry Standards

UL Flammability Rating	UL 94V-0
------------------------	----------

Packaging Features

Packaging Quantity	17
Packaging Method	Tube

Product Compliance

[For compliance documentation, visit the product page on TE.com>](#)

EU RoHS Directive 2011/65/EU	Compliant
EU ELV Directive 2000/53/EC	Compliant
China RoHS 2 Directive MIIT Order No 32, 2016	No Restricted Materials Above Threshold
EU REACH Regulation (EC) No. 1907/2006	Current ECHA Candidate List: JUNE 2024 (241) Candidate List Declared Against: JUNE 2024 (241) Does not contain REACH SVHC
Halogen Content	Not Low Halogen - contains Br or Cl > 900 ppm.
Solder Process Capability	Wave solder capable to 265°C

Product Compliance Disclaimer

This information is provided based on reasonable inquiry of our suppliers and represents our current actual knowledge based on the information they provided. This information is subject to change. The part numbers that TE has identified as EU RoHS compliant have a maximum concentration of 0.1% by weight in homogenous materials for lead, hexavalent chromium, mercury, PBB, PBDE, DBP, BBP, DEHP, DIBP, and 0.01% for cadmium, or qualify for an exemption to these limits as defined in the Annexes of Directive 2011/65/EU (RoHS2). Finished electrical and electronic equipment products will be CE marked as required by Directive 2011/65/EU. Components may not be CE marked. Additionally, the part numbers that TE has identified as EU ELV compliant have a maximum concentration of 0.1% by weight in homogenous materials for lead, hexavalent chromium, and mercury, and 0.01% for cadmium, or qualify for an exemption to these limits as defined in the Annexes of Directive 2000/53/EC (ELV). Regarding the REACH Regulation, the information TE provides on SVHC in articles for this part number is based on the latest European Chemicals Agency (ECHA) 'Guidance on requirements for substances in articles' posted at this URL: <https://echa.europa.eu/guidance-documents/guidance-on-reach>

Compatible Parts



TE Part # CAT-AM7-248H3
IDC D-Sub: Plug Assembly, Wire to Wire, Signal, 2.77 mm



TE Part # CAT-AM7-H3
IDC D-Sub: Plug Assembly, Low Profile, Signal, 2.77 mm



TE Part # CAT-AM7-248H4
IDC D-Sub: Connector Kit, Plug, Wire to Wire, Signal, 2.77 mm

Also in the Series | AMPLIMITE HD-20



PCB D-Sub Connectors(353)

Customers Also Bought



TE Part #5747841-3
15 MSFL PLUG RA 318 (IN,FM,BL)



TE Part #5747871-8
09 PLUG SP/FMS INSRT




TE Part #5745967-8
25 RCPT SP/FMS INSRT




TE Part #3-1761603-1
IDC LOW PRO HDR 34P VERT BLUE




TE Part #3-1879216-0
CPF0402 120K 0.1% 25PPM 1K RL



TE Part #1761608-3
IDC LOW PRO HDR 10P VERT SHT L



TE Part #5536053-5
ASSY,PIN,EUROCARD,TYPE B/2,LEA



TE Part #5103310-7
A/L LOW PRO HDR 34P RA BLACK



TE Part #1676150-2
RN 0805 10K2 0.1% 10PPM 1KRL



TE Part #2301838-1
AMPL REC HD20, VERT, 9P, B/L,4-40 INS

Documents

Product Drawings

09 RCPT SP/MS STD

English

CAD Files

3D PDF

3D



Customer View Model

[ENG_CVM_CVM_5745183-3_B.2d_dxf.zip](#)

English

Customer View Model

[ENG_CVM_CVM_5745183-3_B.3d_igs.zip](#)

English

Customer View Model

[ENG_CVM_CVM_5745183-3_B.3d_stp.zip](#)

English

By downloading the CAD file I accept and agree to the [Terms and Conditions](#) of use.

Product Specifications

[Application Specification](#)

English

Agency Approvals

[UL Report](#)

English