



Relays & Contactors > Contactors > Definite Purpose Contactors > DP Contactors, 2 Pole



Contact Number of Poles: 2

Contact Current Rating: 30 A

Contact Arrangement: 2 Form X DPST-NO-DM

Coil Resistance: 1000  $\Omega$

Product Mount Type: Chassis

[All DP Contactors, 2 Pole \(0\)](#)

Features

Configuration Features

Contact Number of Poles	2
Contact Arrangement	2 Form X DPST-NO-DM

Electrical Characteristics

Contact Switching Voltage (Max)	600 VAC
Contact Current Rating	30 A
Coil Resistance	1000 $\Omega$

Contact Features

Contact Material	Silver Cadmium Oxide
------------------	----------------------

Termination Features

Main Termination & Connection Type	10-32 Screw with quad .25 Quick Connect
Coil Termination & Connection Type	.25 Quick Connect (Dual)

Mechanical Attachment

Product Mount Type	Chassis
--------------------	---------

Operation/Application

Current Type	AC
--------------	----

Product Compliance



For compliance documentation, visit the product page on [TE.com](#)>

EU RoHS Directive 2011/65/EU	Compliant with Exemptions
EU ELV Directive 2000/53/EC	Not Compliant
China RoHS 2 Directive MIIT Order No 32, 2016	Restricted Materials Above Threshold
EU REACH Regulation (EC) No. 1907/2006	Current ECHA Candidate List: JUNE 2024 (241) Candidate List Declared Against: JUNE 2022 (224) SVHC > Threshold: Cadmium oxide (10.81% in Component Part) <b>Article Safe Usage Statements:</b> Use personal protective equipment as required. Do not eat, drink or smoke when using this product. Recycle if possible and dispose of the article by following all applicable governmental regulations relevant to your geographic location.
Halogen Content	Not Yet Reviewed for halogen content
Solder Process Capability	Not applicable for solder process capability

Product Compliance Disclaimer

This information is provided based on reasonable inquiry of our suppliers and represents our current actual knowledge based on the information they provided. This information is subject to change. The part numbers that TE has identified as EU RoHS compliant have a maximum concentration of 0.1% by weight in homogenous materials for lead, hexavalent chromium, mercury, PBB, PBDE, DBP, BBP, DEHP, DIBP, and 0.01% for cadmium, or qualify for an exemption to these limits as defined in the Annexes of Directive 2011/65/EU (RoHS2). Finished electrical and electronic equipment products will be CE marked as required by Directive 2011/65/EU. Components may not be CE marked. Additionally, the part numbers that TE has identified as EU ELV compliant have a maximum concentration of 0.1% by weight in homogenous materials for lead, hexavalent chromium, and mercury, and 0.01% for cadmium, or qualify for an exemption to these limits as defined in the Annexes of Directive 2000/53/EC (ELV). Regarding the REACH Regulation, the information TE provides on SVHC in articles for this part number is based on the latest European Chemicals Agency (ECHA) 'Guidance on requirements for substances in articles' posted at this URL: <https://echa.europa.eu/guidance-documents/guidance-on-reach>

Compatible Parts

TE Part # 8-32589-2  
TERMINAL,PIDG SPD 12-10 10

TE Part # 2-36161-3  
TERMINAL,PIDG R IR 12 10

TE Part # 175022-1  
250 PL EX REC. 18-14AWG PTBR

Also in the Series | [Products Unlimited 3100](#)



Definite Purpose Contactors(2)

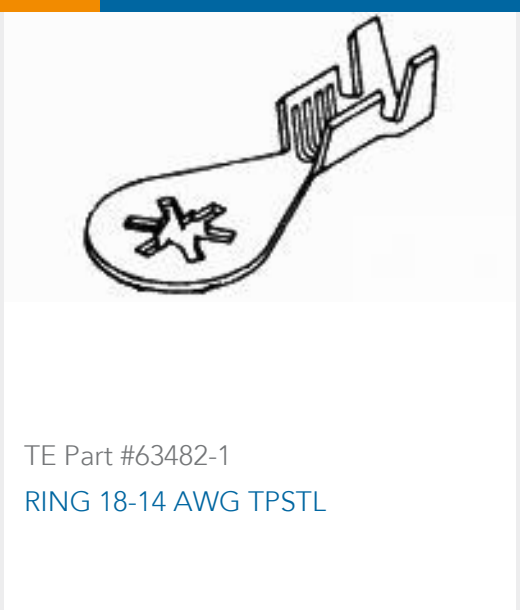
Customers Also Bought



TE Part #HDP26-24-23PN-L017  
PLG, 23P, BLK, N, RNG, 16, P



TE Part #1-66359-6  
Strip Pin and Socket Contacts, Type III, High Current



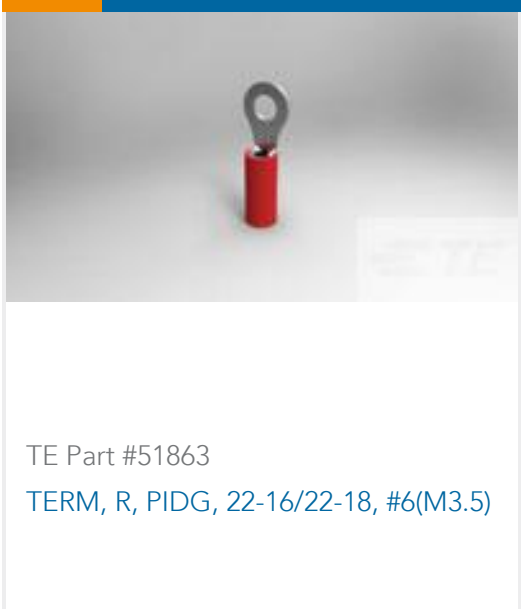
TE Part #63482-1  
RING 18-14 AWG TPSTL



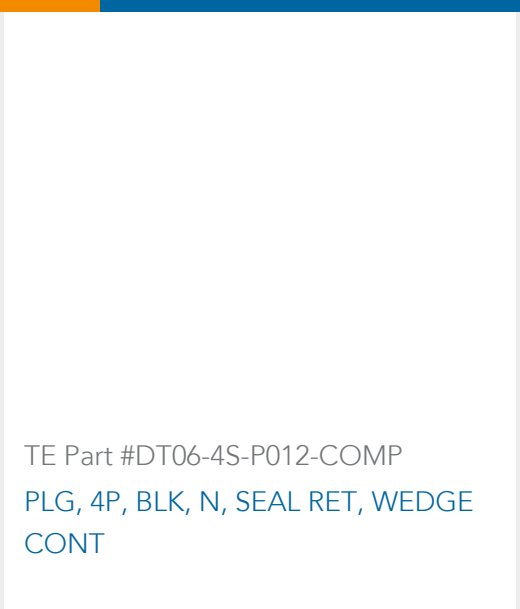
TE Part #322704  
TERMINAL,SOLIS R 4 3/8



TE Part #1393105-3  
KRPA-5DG-12=KRPA



TE Part #51863  
TERM, R, PIDG, 22-16/22-18, #6(M3.5)



TE Part #DT06-4S-P012-COMP  
PLG, 4P, BLK, N, SEAL RET, WEDGE CONT



TE Part #DTP06-4S-COMPLETE  
DTP06-4S WEG CON

Documents

CAD Files

Customer View Model

ENG\_CVM\_CVM\_3-1611005-0\_F.3d\_igs.zip

English

Customer View Model

ENG\_CVM\_CVM\_3-1611005-0\_F.3d\_stp.zip

English

Customer View Model

ENG\_CVM\_CVM\_3-1611005-0\_F.2d\_dxf.zip

English

3D PDF

3D

By downloading the CAD file I accept and agree to the [Terms and Conditions](#) of use.

Datasheets & Catalog Pages

Model 96 - 3100 Definite Purpose Contactor 1- or 2-pole, 20-40 FLA AC Coil

English



---

**Product Specifications**

**Definitions** **General Purpose Relays**

English