



TE Internal #: 55843-1
Closed End Splice, 22 – 14 AWG Wire Size, .3 – 2 mm² Wire Size, .509 – 5.18 kcmil Wire Size, 509 – 5180 CMA Wire Size, Copper, Purple, Splices
[View on TE.com >](#)

Terminals & Splices > Splices



Splice Type: **Closed End Splice**
Wire Size: **.3 – 2 mm²**
Sealable: **No**
Compatible Insulation Diameter Range: **5.97 mm [.235 in]**

Features

Product Type Features

Splice Accessory Type	Splice
Splice Type	Closed End Splice
Sealable	No
Compatible With Discrete Wire Type	Solid, Stranded
Wire Insulation Support Retention Type	Insulation Support

Configuration Features

Compatible With Wire & Cable Type	Discrete Wire
-----------------------------------	---------------

Body Features

Product Weight	.633 g
Primary Product Color	Purple

Contact Features

Terminal Plating Material	Tin
Contact Base Material	Copper
Barrel Type	Closed

Mechanical Attachment



Wire Insulation Support	With
-------------------------	------

Dimensions

Wire Size	509 – 5180 CMA
Compatible Insulation Diameter Range	5.97 mm[.235 in]
Terminal Material Thickness	.69 mm[.027 in]
Product Length	23.88 mm[.94 in]

Usage Conditions

Insulation Option	Fully Insulated
Operating Temperature Range	105 °C[221 °F]

Operation/Application

Compatible With Wire Base Material	Copper
------------------------------------	--------

Identification Marking

Splice Marking	ECV
----------------	-----

Industry Standards

Government Qualified Splice	No
-----------------------------	----

Packaging Features

Packaging Quantity	1000
Packaging Method	Loose Piece

Product Compliance

For compliance documentation, visit the product page on TE.com>

EU RoHS Directive 2011/65/EU	Compliant
EU ELV Directive 2000/53/EC	Compliant
China RoHS 2 Directive MIIT Order No 32, 2016	No Restricted Materials Above Threshold
EU REACH Regulation (EC) No. 1907/2006	Current ECHA Candidate List: JUNE 2024 (241) Candidate List Declared Against: JUNE 2024 (241) Does not contain REACH SVHC
Halogen Content	Not Low Halogen - contains Br or Cl > 900 ppm.
Solder Process Capability	Not applicable for solder process capability

Product Compliance Disclaimer





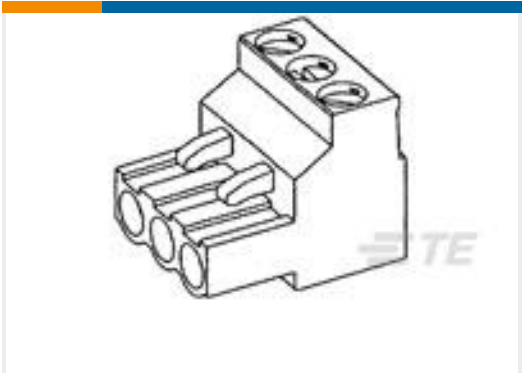





This information is provided based on reasonable inquiry of our suppliers and represents our current actual knowledge based on the information they provided. This information is subject to change. The part numbers that TE has identified as EU RoHS compliant have a maximum concentration of 0.1% by weight in homogenous materials for lead, hexavalent chromium, mercury, PBB, PBDE, DBP, BBP, DEHP, DIBP, and 0.01% for cadmium, or qualify for an exemption to these limits as defined in the Annexes of Directive 2011/65/EU (RoHS2). Finished electrical and electronic equipment products will be CE marked as required by Directive 2011/65/EU. Components may not be CE marked. Additionally, the part numbers that TE has identified as EU ELV compliant have a maximum concentration of 0.1% by weight in homogenous materials for lead, hexavalent chromium, and mercury, and 0.01% for cadmium, or qualify for an exemption to these limits as defined in the Annexes of Directive 2000/53/EC (ELV). Regarding the REACH Regulation, the information TE provides on SVHC in articles for this part number is based on the latest European Chemicals Agency (ECHA) ‘Guidance on requirements for substances in articles’ posted at this URL: <https://echa.europa.eu/guidance-documents/guidance-on-reach>

Compatible Parts

 <p>TE Part # 45216 DAHT AMP CLOSED END SPLICES 22-14 ASSY</p>	 <p>TE Part # 217212-1 PRO-CR ASSY, CES</p>	 <p>TE Part # 217212-2 PRO-CR DIE, CES</p>	 <p>TE Part # 48208 DAHT CLOSED END SPLICES 22-10 ASSY</p>
--	--	--	--

Customers Also Bought

 <p>TE Part #52942-1 PIDG Short Spring Spade Tongue Terminals</p>	 <p>TE Part #2201864-2 MINI I/O REC KIT TYPE I M</p>	 <p>TE Part #42452-1 187 FASTON REC 20-16 AWG BR</p>	 <p>TE Part #61988-1 250 FASTON REC 22-18 AWG BR</p>
 <p>TE Part #796635-2 2 POS 5.08MM R/A PLUG,TRM BLK</p>	 <p>TE Part #ANT-W63WS3-SMA Antenna Blade Wifi6/6E Swivel SMA</p>	 <p>TE Part #350079-4 CMNL PIN 30-22 PTPHBZ</p>	 <p>TE Part #2-215875-1 4/4 PCB MOD.JACK SE</p>

Documents

Product Drawings
SPLICE,CE 22-14

English

CAD Files
3D PDF



3D

Customer View Model

[ENG_CVM_CVM_55843-1_C.2d_dxf.zip](#)

English

Customer View Model

[ENG_CVM_CVM_55843-1_C.3d_igs.zip](#)

English

Customer View Model

[ENG_CVM_CVM_55843-1_C.3d_stp.zip](#)

English

By downloading the CAD file I accept and agree to the [Terms and Conditions](#) of use.

Product Specifications

[Application Specification](#)

English

Instruction Sheets

[Instruction Sheet \(U.S.\)](#)

English

Agency Approvals

[Agency Approval Document](#)

English