

# Si47961-62 Data Short

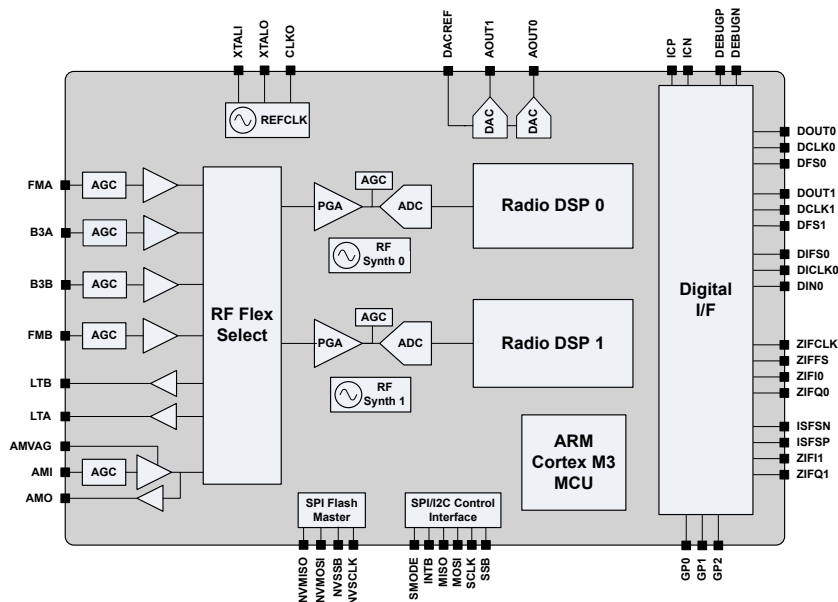
## High-Performance Automotive Dual AM/FM Radio Receiver and HD Radio™/DAB/DAB+/DMB/DRM Tuner

The Si47961/62 integrates two global radio receivers. The analog AM/FM receivers and digital radio tuners set a new standard for automotive broadcast reception.

The Si47961/62 is the most integrated automotive tuner in the industry with the smallest external bill of materials. Si47961/62 based systems can scale from a low-cost dual tuner AM/FM radio to the highest performance systems with multiple tuners and multiple antennas, enabling the radio suppliers to reuse their R&D across multiple product lines, all with a common software API. The Si47961/62 A-grade parts meet rigorous automotive quality standards.

### Applications

- OEM automotive infotainment systems
- Aftermarket car radio systems



### KEY FEATURES

- Dual worldwide FM band support (64–108 MHz)
- Dual worldwide AM band support (520–1710 kHz)
- Dual LW band support (144–288 kHz)
- Dual SW band support (2.3–30 MHz)
- Dual DAB/DAB+/DMB support (Si47962 only) (168–240 MHz)
- NOAA Weather Band support
- On-chip RDS/RDBS
- AM/FM
  - Comprehensive AM/FM signal processing firmware
  - Integrated active AM/FM buffers for background/data tuners
  - Analog FM phase diversity with two tuners
- HD Radio
  - Digital I/Q interface to HD Radio Processor
  - HD Radio MRC with two tuners
- DRM30/DRM+ (Si47962 only)
  - Digital I/Q interface to DRM processor
  - Fully integrated AGC
  - DRM detect
- Dual DAB/DAB+/DMB (Si47962 only)
  - Digital I/Q interface to DAB/DAB+/DMB processor
  - DAB/DAB+/DMB MRC with two tuners
  - Integrated active Band III buffers for background/data tuners
- Audio
  - Two analog audio outputs
  - Three digital audio ports (I<sup>2</sup>S)
- 1.8 V or 3.3 V digital IO power supplies
- 3.3 V analog power supply and 1.8 V digital power supply
- QFN 56-pin, 8x8x0.85 mm
- Pb-free/RoHS compliant
- AEC-Q100 qualified (A-grade devices)

## 1. Pin Descriptions

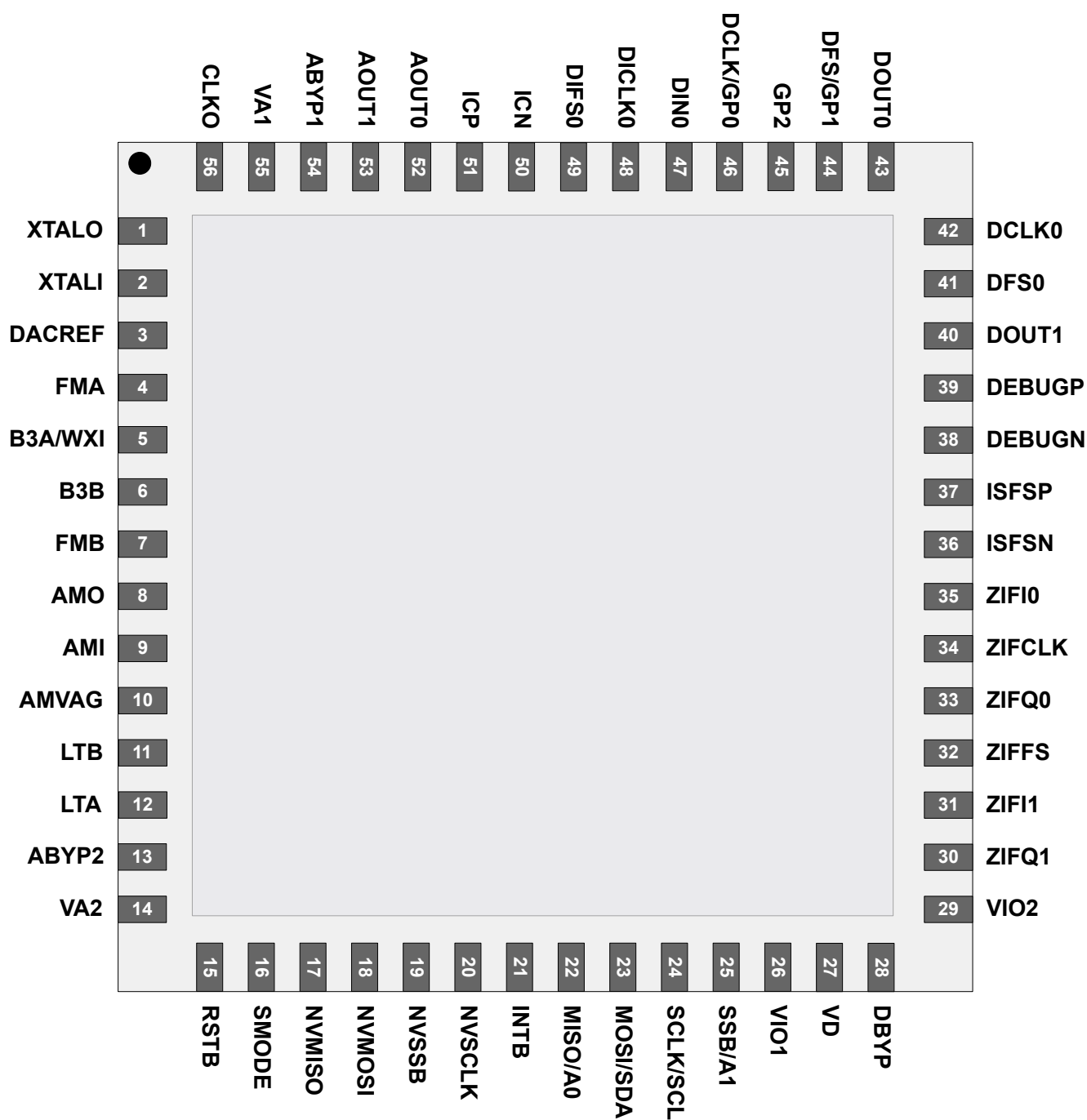


Figure 1.1. Si47961-62 Pinout Diagram

## 2. Package Outline

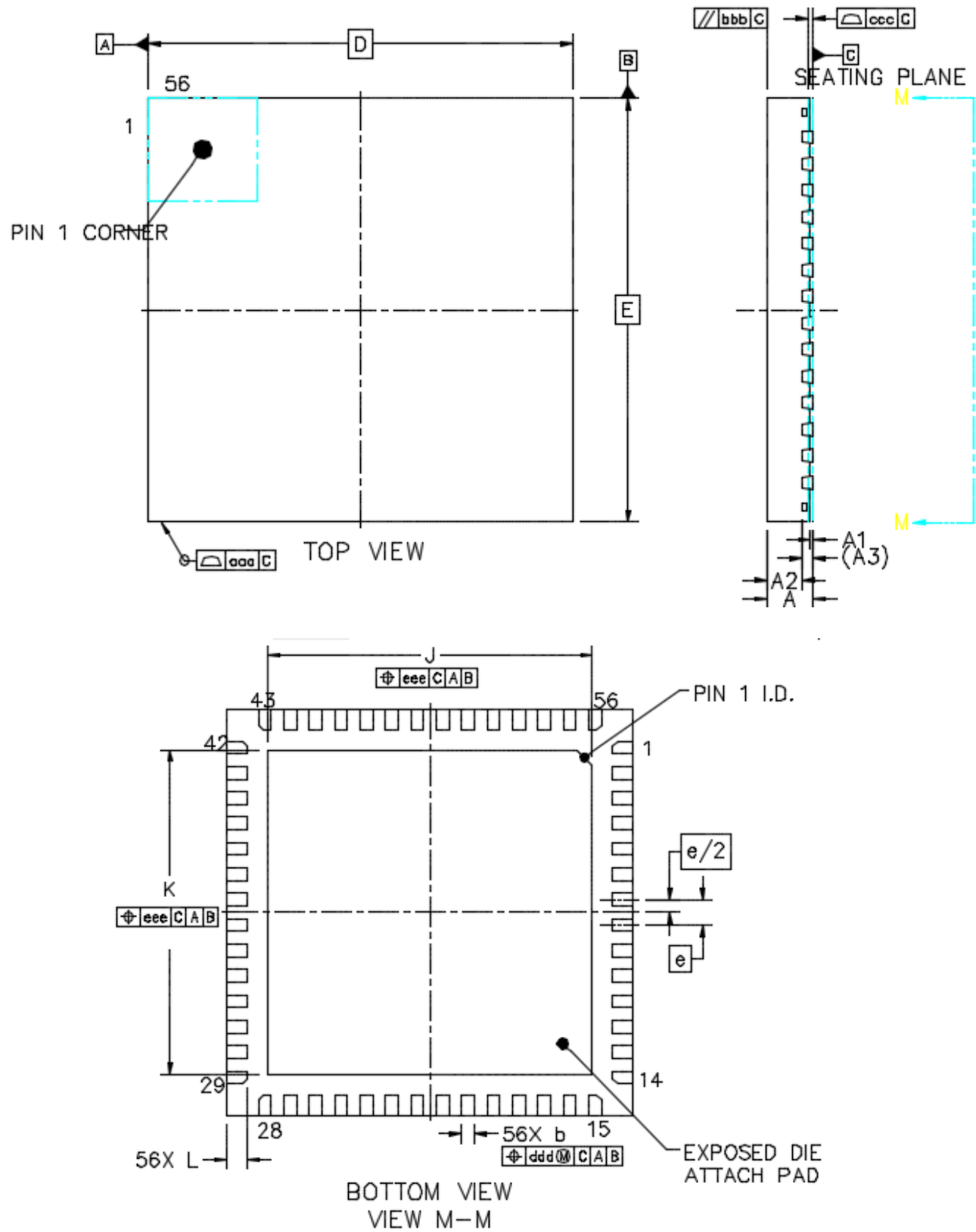


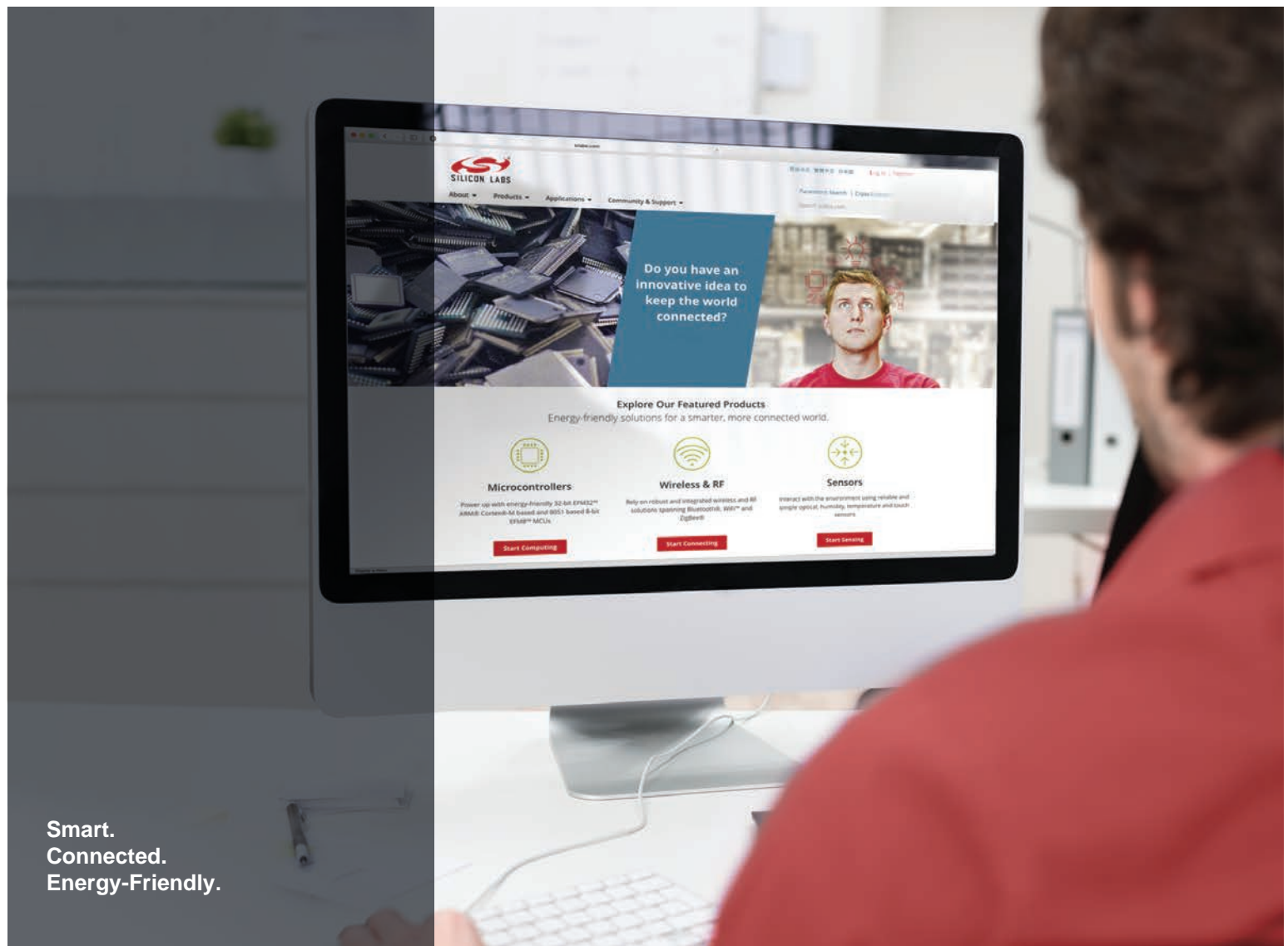
Figure 2.2. 56-Pin QFN

Table 2.1. Package Dimensions

Dimensions	Min	Nom	Max
A	0.80	0.85	0.90
A1	0.00	0.035	0.05
b	0.20	0.25	0.30
A3	0.203 REF		
D	8.00 BSC		
e	0.5 BSC		
E	8.00 BSC.		
D2	6.30	6.40	6.50
E2	6.30	6.40	6.50
L	0.35	0.40	0.45
K	0.20	—	—
aaa	0.10		
bbb	0.10		
ccc	0.08		
ddd	0.10		
eee	0.10		

**Note:**


1. All dimensions shown are in millimeters (mm) unless otherwise noted.
2. Dimensioning and Tolerancing per ANSI Y14.5M-1994.
3. Recommended card reflow profile is per the JEDEC/IPC J-STD-020 specification for Small Body Components.



Smart.  
Connected.  
Energy-Friendly.



**Products**  
[www.silabs.com/products](http://www.silabs.com/products)



**Quality**  
[www.silabs.com/quality](http://www.silabs.com/quality)



**Support and Community**  
[community.silabs.com](http://community.silabs.com)

#### Disclaimer

Silicon Labs intends to provide customers with the latest, accurate, and in-depth documentation of all peripherals and modules available for system and software implementers using or intending to use the Silicon Labs products. Characterization data, available modules and peripherals, memory sizes and memory addresses refer to each specific device, and "Typical" parameters provided can and do vary in different applications. Application examples described herein are for illustrative purposes only. Silicon Labs reserves the right to make changes without further notice to the product information, specifications, and descriptions herein, and does not give warranties as to the accuracy or completeness of the included information. Without prior notification, Silicon Labs may update product firmware during the manufacturing process for security or reliability reasons. Such changes will not alter the specifications or the performance of the product. Silicon Labs shall have no liability for the consequences of use of the information supplied in this document. This document does not imply or expressly grant any license to design or fabricate any integrated circuits. The products are not designed or authorized to be used within any FDA Class III devices, applications for which FDA premarket approval is required or Life Support Systems without the specific written consent of Silicon Labs. A "Life Support System" is any product or system intended to support or sustain life and/or health, which, if it fails, can be reasonably expected to result in significant personal injury or death. Silicon Labs products are not designed or authorized for military applications. Silicon Labs products shall under no circumstances be used in weapons of mass destruction including (but not limited to) nuclear, biological or chemical weapons, or missiles capable of delivering such weapons. Silicon Labs disclaims all express and implied warranties and shall not be responsible or liable for any injuries or damages related to use of a Silicon Labs product in such unauthorized applications.

#### Trademark Information

Silicon Laboratories Inc.®, Silicon Laboratories®, Silicon Labs®, SiLabs® and the Silicon Labs logo®, Bluegiga®, Bluegiga Logo®, ClockBuilder®, CMEMS®, DSPLL®, EFM®, EFM32®, EFR, Ember®, Energy Micro, Energy Micro logo and combinations thereof, "the world's most energy friendly microcontrollers", Ember®, EZLink®, EZRadio®, EZRadioPRO®, Gecko®, Gecko OS, Gecko OS Studio, ISOModem®, Precision32®, ProSLIC®, Simplicity Studio®, SiPHY®, Telegesis, the Telegesis Logo®, USBXpress®, Zentri, the Zentri logo and Zentri DMS, Z-Wave®, and others are trademarks or registered trademarks of Silicon Labs. ARM, CORTEX, Cortex-M3 and THUMB are trademarks or registered trademarks of ARM Holdings. Keil is a registered trademark of ARM Limited. Wi-Fi is a registered trademark of the Wi-Fi Alliance. All other products or brand names mentioned herein are trademarks of their respective holders.



Silicon Laboratories Inc.  
400 West Cesar Chavez  
Austin, TX 78701  
USA

<http://www.silabs.com>