




Terminals & Splices > Crimp Wire Pins, Tabs & Ferrules



Crimp Wire Terminal Type: **Wire Pin**
Mating Pin Diameter: **2.6 mm [.102 in]**
Wire Size: **13100 – 20800 CMA**

Features

Product Type Features

Sealable	No
Compatible With Discrete Wire Type	Stranded
Wire Insulation Support Retention Type	Non-Insulation Support

Configuration Features

Compatible With Wire & Cable Type	Discrete Wire
-----------------------------------	---------------

Contact Features

Contact Fabrication	Stamped & Formed
Crimp Wire Terminal Type	Wire Pin
Mating Pin Diameter	2.6 mm[.102 in]
Barrel Type	Closed
Terminal Plating Material	Tin
Contact Shape & Form	Round
Terminal Orientation	Straight

Mechanical Attachment

Wire Insulation Support	Without
-------------------------	---------



Dimensions

Wire Size	13100 – 20800 CMA
Barrel Inside Diameter	4.7 mm[.185 in]
Terminal Material Thickness	.99 mm[.039 in]
Overall Product Length	22 mm[.866 in]

Usage Conditions

Insulation Option	Uninsulated
Operating Temperature Range	170 °C[338 °F]

Packaging Features

Packaging Quantity	500
Packaging Method	Box

Product Compliance

For compliance documentation, visit the product page on [TE.com](#)>





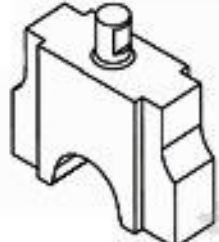


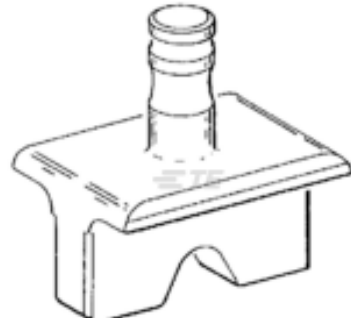
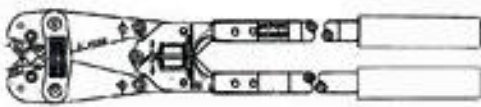


EU RoHS Directive 2011/65/EU	Compliant
EU ELV Directive 2000/53/EC	Compliant
China RoHS 2 Directive MIIT Order No 32, 2016	No Restricted Materials Above Threshold
EU REACH Regulation (EC) No. 1907/2006	Current ECHA Candidate List: JUNE 2024 (241) Candidate List Declared Against: JUNE 2024 (241) Does not contain REACH SVHC
Halogen Content	Low Halogen - Br, Cl, F, I < 900 ppm per homogenous material. Also BFR/CFR/PVC Free
Solder Process Capability	Not applicable for solder process capability

Product Compliance Disclaimer





This information is provided based on reasonable inquiry of our suppliers and represents our current actual knowledge based on the information they provided. This information is subject to change. The part numbers that TE has identified as EU RoHS compliant have a maximum concentration of 0.1% by weight in homogenous materials for lead, hexavalent chromium, mercury, PBB, PBDE, DBP, BBP, DEHP, DIBP, and 0.01% for cadmium, or qualify for an exemption to these limits as defined in the Annexes of Directive 2011/65/EU (RoHS2). Finished electrical and electronic equipment products will be CE marked as required by Directive 2011/65/EU. Components may not be CE marked. Additionally, the part numbers that TE has identified as EU ELV compliant have a maximum concentration of 0.1% by weight in homogenous materials for lead, hexavalent chromium, and mercury, and 0.01% for cadmium, or qualify for an exemption to these limits as defined in the Annexes of Directive 2000/53/EC (ELV). Regarding the REACH Regulation, the information TE provides on SVHC in articles for this part number is based on the latest European Chemicals Agency (ECHA) ‘Guidance on requirements for substances in articles’ posted at this URL: <https://echa.europa.eu/guidance-documents/guidance-on-reach>



Compatible Parts

 <p>TE Part # 601075 BANTAM ROTA-CRIMP TOOL</p>	 <p>TE Part # 69355 HHHT SOLIS SOLIS FLAG STRATO 8 ASSY</p>	 <p>TE Part # 1490413-1 HYP10 SOLIS 8AWG NEST</p>	 <p>TE Part # 1490414-1 HYP10 SOLIS 8AWG INDENTER</p>
 <p>TE Part # 1901001-1 NEST #8</p>	 <p>TE Part # 48355 HYP8 SOLIS 8AWG INDENTER</p>	 <p>TE Part # 69216 HYP8/10 SOLIS 8AWG DIE SET</p>	 <p>TE Part # 48126 HYP8 SOLIS 8AWG NEST</p>
 <p>TE Part # 600850 ROTO-CRIMP TOOL (ASI)</p>	 <p>TE Part # 69339 HHHT SOLIS SOLIS FLAG STRATO 8 ASSY</p>	 <p>TE Part # 6-1377172-8 SMP 0-0180599-0</p>	

Customers Also Bought

 <p>TE Part #1-1393243-8 RTE24730</p>	 <p>TE Part #60433-2 RING CRIMP 18-14 AWG TPBR</p>	 <p>TE Part #1623234-1 CRG0805 1% 47K</p>	 <p>TE Part #EC1144-000 Z-Type Push-On Markers</p>
--	--	--	---

Documents

Product Drawings
SOLIS 8 WIRE PIN

English

CAD Files
Customer View Model
ENG_CVM_CVM_180599_F1.2d_dxf.zip

English



Customer View Model

[ENG_CVM_CVM_180599_F1.3d_igs.zip](#)

English

[3D PDF](#)

3D

Customer View Model

[ENG_CVM_CVM_180599_F1.3d_stp.zip](#)

English

By downloading the CAD file I accept and agree to the [Terms and Conditions](#) of use.