

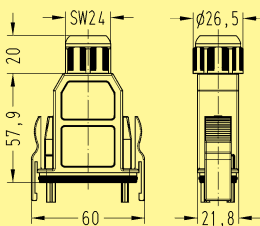

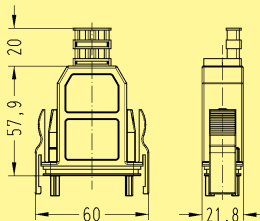

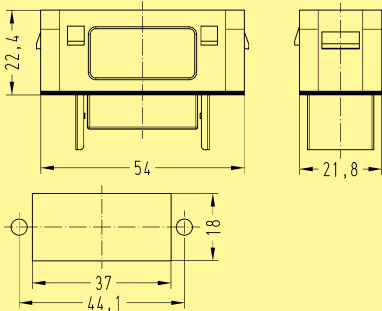

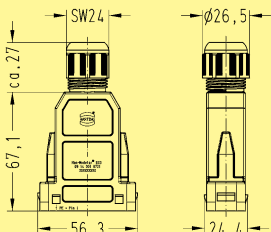

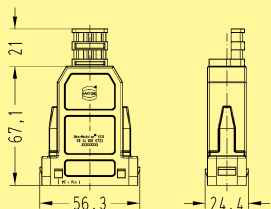




Plastic hoods/housings
with PE marking



Identification	Part number	Drawing	Dimensions in mm
Hoods with PE marking (pin 1 = PE) IP 65 top entry 	09 14 001 0421		
Hoods with PE marking (pin 1 = PE) IP 20 top entry 	09 14 001 0423		
Housing, bulkhead mounting with PE marking (pin 1 = PE) IP 20 / IP 65 	09 14 001 0321		Panel cut out
Cable to cable hoods with PE marking (Pin 1 = PE) top entry IP 20 	09 14 001 0721		
IP 65 	09 14 001 0723		
Coding pin 	09 14 000 9929		Range of delivery: 8 pieces per frame