

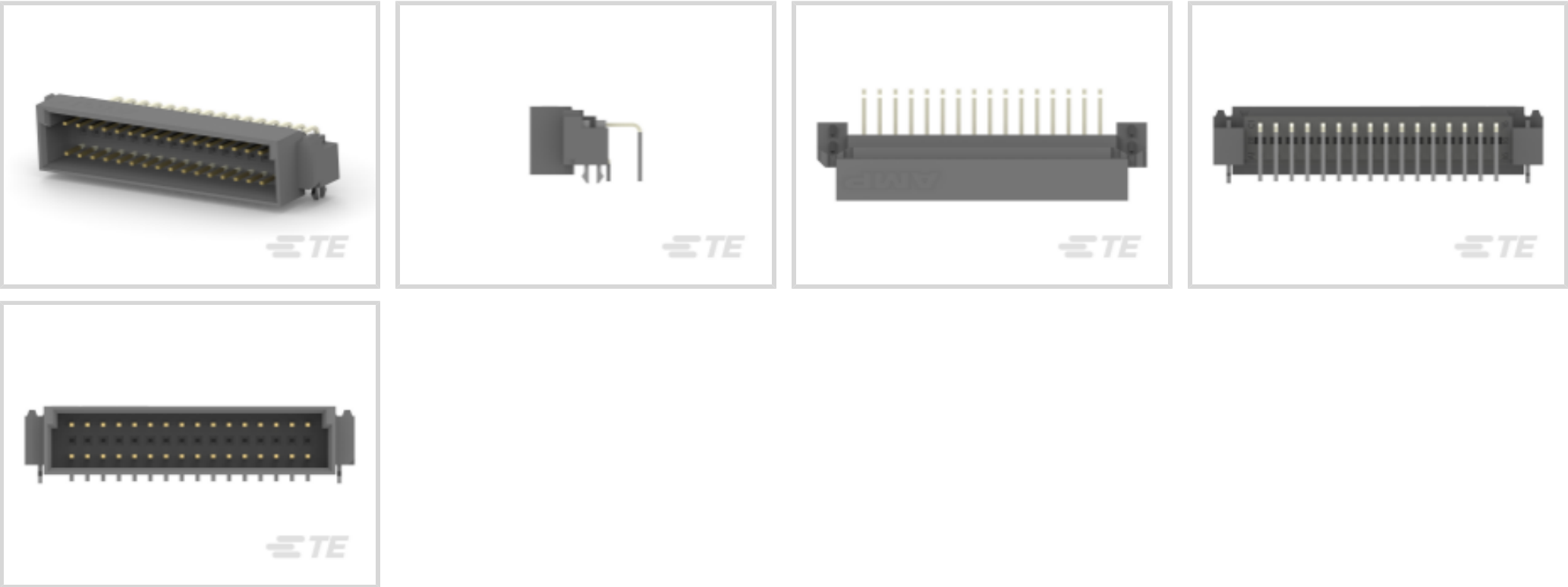
EUROCARD

TE Internal #: 5650978-5  
Plug, Board-to-Board, 32 Position, 2.54 mm [.1 in] Centerline,  
Printed Circuit Board, 3 Row, Right Angle, 16 Column, Eurocard  
Connectors

[View on TE.com >](#)



Connectors > PCB Connectors > Backplane Connectors > Eurocard Connectors



Connector & Housing Type: **Plug**  
Connector System: **Board-to-Board**  
Termination Post & Tail Length: **2.64 mm [ .104 in ]**  
Number of Positions: **32**  
Centerline (Pitch): **2.54 mm [ .1 in ]**

Features

Product Type Features

Connector & Housing Type	Plug
Connector System	Board-to-Board
Connector & Contact Terminates To	Printed Circuit Board
DIN Size	Half
DIN Level	II

Configuration Features

Mating & Unmating Configuration	Make First / Break Last
Number of Positions	32
Number of Rows	3
PCB Mount Orientation	Right Angle
Number of Columns	16
Number of Signal Positions	32
Rows Loaded	A, C

Body Features



Primary Product Color	Gray
-----------------------	------

Contact Features

PCB Contact Termination Area Plating Material Thickness	.1 – .2 µm[3.93 – 7.87 µin]
Contact Type	Pin
Contact Mating Area Plating Material Thickness	.003 µm
Contact Mating Area Plating Material	Gold
PCB Contact Termination Area Plating Material	Tin
Contact Base Material	Copper Alloy
Contact Current Rating (Max)	1.5 A

Termination Features

Termination Method to PCB	Through Hole - Solder
Termination Post & Tail Length	2.64 mm[.104 in]

Mechanical Attachment

Mating Alignment Type	Polarization
Mating Retention	Without
Mating Alignment	With
PCB Mount Retention	With
PCB Mount Retention Type	Boardlock
Connector Mounting Type	Board Mount

Housing Features

Housing Material	Polyester - GF
Centerline (Pitch)	2.54 mm[.1 in]

Dimensions

Connector Height	12.62 mm[.496 in]
PCB Thickness (Recommended)	1.57 mm[.062 in]
Row-to-Row Spacing	2.54 mm[.1 in]

Usage Conditions

Operating Temperature Range	-55 – 105 °C[-67 – 221 °F]
-----------------------------	----------------------------

Operation/Application

Circuit Application	Signal
---------------------	--------

Packaging Features

Packaging Method	Box
------------------	-----



### Product Compliance





For compliance documentation, visit the product page on [TE.com](#)>

EU RoHS Directive 2011/65/EU	Compliant
EU ELV Directive 2000/53/EC	Compliant
China RoHS 2 Directive MIIT Order No 32, 2016	No Restricted Materials Above Threshold
EU REACH Regulation (EC) No. 1907/2006	Current ECHA Candidate List: JUNE 2024 (241) Candidate List Declared Against: JUNE 2024 (241) Does not contain REACH SVHC
Halogen Content	Low Halogen - Br, Cl, F, I < 900 ppm per homogenous material. Also BFR/CFR/PVC Free
Solder Process Capability	Reflow solder capable to 260°C

#### Product Compliance Disclaimer

This information is provided based on reasonable inquiry of our suppliers and represents our current actual knowledge based on the information they provided. This information is subject to change. The part numbers that TE has identified as EU RoHS compliant have a maximum concentration of 0.1% by weight in homogenous materials for lead, hexavalent chromium, mercury, PBB, PBDE, DBP, BBP, DEHP, DIBP, and 0.01% for cadmium, or qualify for an exemption to these limits as defined in the Annexes of Directive 2011/65/EU (RoHS2). Finished electrical and electronic equipment products will be CE marked as required by Directive 2011/65/EU. Components may not be CE marked. Additionally, the part numbers that TE has identified as EU ELV compliant have a maximum concentration of 0.1% by weight in homogenous materials for lead, hexavalent chromium, and mercury, and 0.01% for cadmium, or qualify for an exemption to these limits as defined in the Annexes of Directive 2000/53/EC (ELV). Regarding the REACH Regulation, the information TE provides on SVHC in articles for this part number is based on the latest European Chemicals Agency (ECHA) 'Guidance on requirements for substances in articles' posted at this URL: <https://echa.europa.eu/guidance-documents/guidance-on-reach>

### Compatible Parts

 TE Part # 5650459-5 ASSEMBLY,RECEPTACLE,EURO,TYPE	 TE Part # 5535068-5 ASSY,RECEPTACLE,EURO,TYPE C/2,L-FREE,A&C	 TE Part # 5650466-5 ASSEMBLY,RECEPTACLE,EURO,TYPE	 TE Part # 2-1393641-6 V42254B2202C483=PC612 FEDERLEI
---	--	---	--



TE Part # 8-1393640-6  
[V42254B2201C483=PC612 FEDERLEI](#)

TE Part # 166870-5  
[3X32P MT TAN BU ST](#)

Customers Also Bought

TE Part #HD36-24-35SN-059  
[PLG,35P,AL,N, CBLCLMPBT,DRAIN,16 /20,S,MC](#)

TE Part #3-1415899-6  
[RZ02-1C4-D024](#)

TE Part #3-1740533-3  
[AMP DUOPLUG POW CONN. 3POS W.PCB LOCKING](#)

TE Part #749108-6  
[68 50SR CBL CONN TERM COVER](#)

TE Part #720788-8  
[EXTRCTION TOOL FOR MINI SPRING](#)

TE Part #7-1879533-4  
[CRGV0603 1% 576K 400V](#)

TE Part #7-1879687-8  
[H4 63R4 0.1% 100PPM](#)

TE Part #174928-5  
[070 MLC W-W CAP HSG 3P BLUE](#)

TE Part #827551-8  
[2P MI D-FED KONTGEH](#)

TE Part #6367550-7  
[ASSY Z-DOK+6 HOST BOARD 56PR L](#)

Documents

Product Drawings

[ASSY,PIN,EURO,TYPE C/2,LEAD-FREE,A&C,32/](#)

English

[ASSY,PIN,EURO,TYPE C/2,LEAD-FREE,A&C,32/](#)

English

CAD Files

Customer View Model

[ENG\\_CVM\\_CVM\\_5650978-5\\_O.2d\\_dxf.zip](#)



English

[3D PDF](#)

3D

Customer View Model

[ENG\\_CVM\\_CVM\\_5650978-5\\_O.3d\\_igs.zip](#)

English

Customer View Model

[ENG\\_CVM\\_CVM\\_5650978-5\\_O.3d\\_stp.zip](#)

English

By downloading the CAD file I accept and agree to the [Terms and Conditions](#) of use.

**Product Specifications**

[Application Specification](#)

English