

Product data sheet

Power connectors

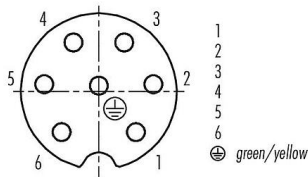
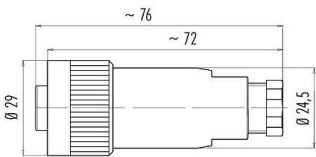


Product description	RD24 Female cable connector, Contacts: 6+PE, 6.0-8.0 mm, unshielded, screw clamp, IP67, UL, ESTI+, VDE, PG 9
Area	series 693
Part no.	99 4218 00 07

Illustration

Scale drawing

Contact arrangement (Plug-in side)



You can find the component part drawing on the next page.

Technical data

General features

Part no.	99 4218 00 07
Connector design	Female cable connector
Version	Connector socket straight
Connector locking system	screw
Termination	screw clamp
Degree of protection	IP67
Cross-sectional area	IP65 with cable diameter 6-7 mm
Cable outlet	max. 1.50 mm ² / AWG 16
Temperature range from/to	6.0-8.0 mm
Mechanical operation	-40 °C / 100 °C
Weight (g)	> 500 Mating cycles
Customs tariff number	38.33
Country of Origin	85369010
	DE

Electrical parameters

Rated voltage	250 V
Rated impulse voltage	4000 V
Rated current	10 A (8 A UL)
Insulation resistance	$\geq 10^{10} \Omega$
Pollution degree	3
Overvoltage category	III
Insulating material group	III
EMC compliance	unshielded

Material

Housing material	PBT
Contact body material	PBT (UL94 V-0)

Product data sheet

Power connectors



Product description	RD24 Female cable connector, Contacts: 6+PE, 6.0-8.0 mm, unshielded, screw clamp, IP67, UL, ESTI+, VDE, PG 9
Area	series 693
Part no.	99 4218 00 07

Contact material	CuSn (bronze)
Contact plating	Ag (silver)
REACH SVHC	CAS 96-45-7 (Imidazolidine-2-thione)
	CAS 7439-92-1 (Lead)
SCIP number	b48c460d-17d2-4aa9-a5b5-d80d6ce0dfaf

Authorization/approvals

Approvals	UL, ESTI+, VDE
-----------	----------------

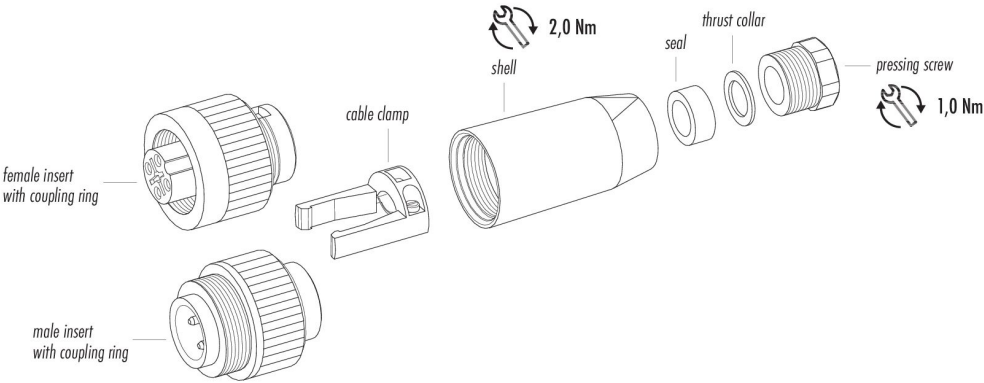
Classifications

eCl@ss 11.1	27-44-01-02
ETIM 9.0	EC002635

Declarations of conformity

Low Voltage Directive	2014/35/EU (EN 60204-1:2018;EN 60529:1991)
-----------------------	--

Component part drawing



Product description	RD24 Female cable connector, Contacts: 6+PE, 6.0-8.0 mm, unshielded, screw clamp, IP67, UL, ESTI+, VDE, PG 9
Area	series 693
Part no.	99 4218 00 07

Security notices

The connector must not be plugged or unplugged under load. Non-observance and improper use can result in personal injury.

The connectors have been developed for applications in plant engineering, control and electrical equipment construction. The user is responsible for checking whether the connectors can also be used in other areas of application.

To protect against unintentional opening of the connector, the thread between the housing and the connector head must be secured with a suitable cyanoacrylate adhesive when used in circuits with voltages dangerous to the touch. This does not apply to connectors used in SELV and PELV circuits according to IEC 61140 (EN 61140, VDE 0140-1).

Connectors which are used in circuits with voltages dangerous to the touch may only be installed and used by, or under the supervision of, persons with electrical engineering training, taking into account the applicable regulations and standards.

The user must take suitable safety precautions to ensure that the connector cannot be accidentally disconnected.

The plug connector is not suitable for mains voltages Please observe the pollution degree and the overvoltage category. For further information, please refer to the download center "Technical Information".