

Triad 01 Panel/PCB Connector

TE Internal #: 1437720-9

Wire-to-Panel, 8 Position, Sealable, Wire & Cable, Signal, Panel Mount, Reverse Gender, Triad 01 Panel/PCB Connector, Standard Circular Connectors

[View on TE.com >](#)



Connectors > Circular Connectors > Standard Circular Connectors



Connector System: **Wire-to-Panel**
Connector Mounting Type: **Panel Mount**
Number of Positions: **8**
Sealable: **Yes**
Connector & Contact Terminates To: **Wire & Cable**

Features

Product Type Features

| | |
|-----------------------------------|--------------------|
| Product Type | Connector Assembly |
| Connector System | Wire-to-Panel |
| Sealable | Yes |
| Connector & Contact Terminates To | Wire & Cable |
| Circular Connector Type | Receptacle |
| Shell Type | Metal |

Configuration Features

| | |
|----------------------------|-----|
| Number of Positions | 8 |
| Number of Power Positions | 0 |
| Number of Signal Positions | 8 |
| Contacts Preloaded | Yes |

Electrical Characteristics

| | |
|-------------------|--------|
| Operating Voltage | 60 VAC |
|-------------------|--------|

Body Features



| | |
|---|--------|
| Shell Plating Material | Nickel |
| Shell Base Material | CuZn |
| Circular Connector Insulation Material Type | PBT |
| Hermetically Sealed | No |

Contact Features

| | |
|---------------------------------|----------|
| Contact Current Rating (Max) | 1 A |
| Reverse Gender | Yes |
| Contact Layout Arrangement | Circular |
| Circular Connector Contact Type | Socket |

Mechanical Attachment

| | |
|-------------------------|-------------|
| Connector Mounting Type | Panel Mount |
| Mating Retention | With |

Dimensions

| | |
|-----------------|---------------------|
| Assembly Length | 17.7 mm |
| Wire Size | .14 mm ² |

Usage Conditions

| | |
|-----------------------------|---------------------------|
| Operating Temperature Range | -40 – 80 °C[-40 – 176 °F] |
|-----------------------------|---------------------------|

Operation/Application

| | |
|---------------------|--------|
| Circuit Application | Signal |
| Shielded | No |

Industry Standards

| | |
|------------------------|----------|
| UL Flammability Rating | UL 94V-2 |
|------------------------|----------|

Packaging Features

| | |
|--------------------|----|
| Packaging Quantity | 25 |
|--------------------|----|

Product Compliance

For compliance documentation, visit the product page on TE.com>

| | |
|---|--|
| EU RoHS Directive 2011/65/EU | Compliant with Exemptions |
| EU ELV Directive 2000/53/EC | Compliant with Exemptions |
| China RoHS 2 Directive MIIT Order No 32, 2016 | Restricted Materials Above Threshold |
| EU REACH Regulation (EC) No. 1907/2006 | Current ECHA Candidate List: JUNE 2024 (241) |



Candidate List Declared Against: JUNE 2024 (241)
SVHC > Threshold:
Pb (4% in Component Part)

Article Safe Usage Statements:
Do not eat, drink or smoke when using this product. Wash thoroughly after handling. Recycle if possible and dispose of the article by following all applicable governmental regulations relevant to your geographic location.

| | |
|---------------------------|---|
| Halogen Content | Low Halogen - Br, Cl, F, I < 900 ppm per homogenous material. Also BFR/CFR/PVC Free |
| Solder Process Capability | Hand solderable with lead free solder |

Product Compliance Disclaimer

This information is provided based on reasonable inquiry of our suppliers and represents our current actual knowledge based on the information they provided. This information is subject to change. The part numbers that TE has identified as EU RoHS compliant have a maximum concentration of 0.1% by weight in homogenous materials for lead, hexavalent chromium, mercury, PBB, PBDE, DBP, BBP, DEHP, DIBP, and 0.01% for cadmium, or qualify for an exemption to these limits as defined in the Annexes of Directive 2011/65/EU (RoHS2). Finished electrical and electronic equipment products will be CE marked as required by Directive 2011/65/EU. Components may not be CE marked. Additionally, the part numbers that TE has identified as EU ELV compliant have a maximum concentration of 0.1% by weight in homogenous materials for lead, hexavalent chromium, and mercury, and 0.01% for cadmium, or qualify for an exemption to these limits as defined in the Annexes of Directive 2000/53/EC (ELV). Regarding the REACH Regulation, the information TE provides on SVHC in articles for this part number is based on the latest European Chemicals Agency (ECHA) 'Guidance on requirements for substances in articles' posted at this URL: <https://echa.europa.eu/guidance-documents/guidance-on-reach>

Compatible Parts




TE Part # 2-1437719-7
T01-0550-P08-MALE PLUG
CONNECTOR SOLDER



TE Part # 3-1437720-8
T01-0599-B08-B=INDUSTRIAL CONN


Also in the Series | Triad 01 Panel/PCB Connector




Standard Circular Connectors(24)

Customers Also Bought






TE Part #5499922-9
AMP-LATCH UNIVERSAL HEADERS




TE Part #5787170-7
68 50SR R/A RCPT ASSY,RDSN L/F




TE Part #5-1462037-9
IM43GR=IM RELAY 100mW 5V BIS




TE Part #2-5331272-7
SOCKET,MIN-SPR SN-AU SER-2



TE Part #5745171-5
AMPL CBL CLMP KIT SZ 1



TE Part #1571983-1
GDH02S04=DIP SWITCH



TE Part #4-1825059-1
ADF08ST04=DIP SWT,FLUSH,SMT-GW

Documents

Product Drawings

T01-0580-S08-FEMALE REC PANEL MNT SOLDER

English

T01-0580-S08-FEMALE REC PANEL MNT SOLDER

English

CAD Files

3D PDF

3D

Customer View Model

ENG_CVM_CVM_1437720-9_A.2d_dxf.zip

English

Customer View Model

ENG_CVM_CVM_1437720-9_A.3d_igs.zip

English

Customer View Model

ENG_CVM_CVM_1437720-9_A.3d_stp.zip

English

By downloading the CAD file I accept and agree to the [Terms and Conditions](#) of use.

Datasheets & Catalog Pages

M8 / M12 Connector System Catalog

English

Product Specifications

Product Specification

English

