FEMALE PLUG M8 STRAIGHT

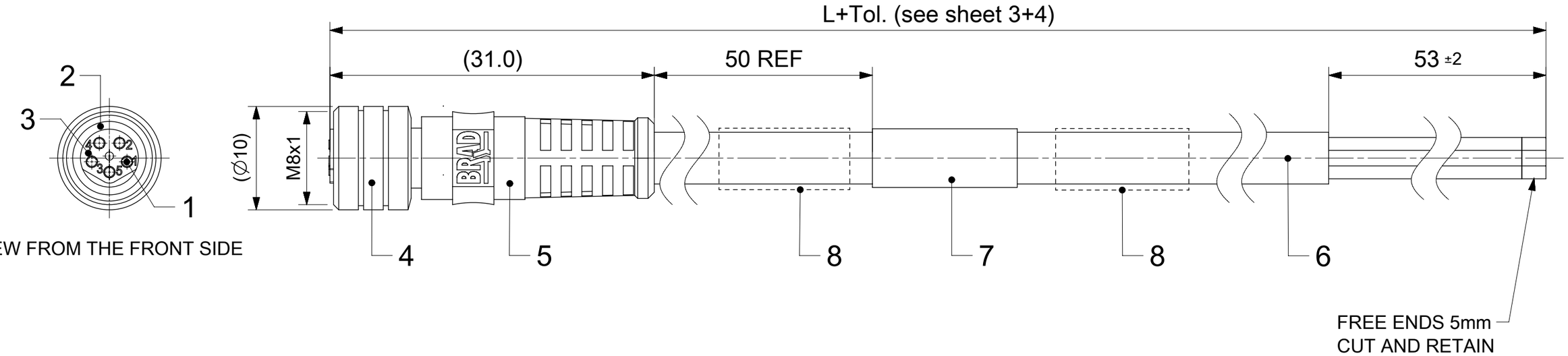

NOTES:

RATED VOLTAGE: 3 contacts 60V AC/DC
4 and 5 contacts 30V AC/DC
CURRENT RATING: 3, 4, 5 contacts 3A
PROTECTION CLASS: IP 67
TEMPERATURE: -25°C / +80°C
PACKAGING ACCORDING TO PACKAGING SPEC. 1201202000

CONTACTS POSITION FRONT VIEW:

	3 CONTACTS		4 CONTACTS		5 CONTACTS	
FEMALE	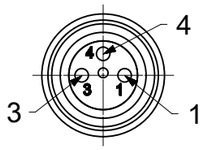		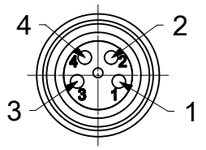		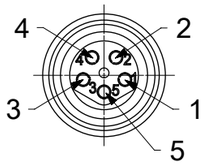	
CONNECTIONS	PIN	WIRE	PIN	WIRE	PIN	WIRE
	1	BROWN	1	BROWN	1	BROWN
	3	BLUE	2	WHITE	2	WHITE
	4	BLACK	3	BLUE	3	BLUE
			4	BLACK	4	BLACK
					5	GREY
CODING ACCORDING TO IEC 61076-2-104						

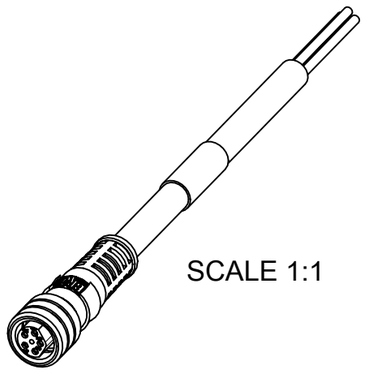

SCALE 1:1

FOR OPTIONS SEE - NUMERICAL CODE - ON SHEET 2

ITEM	QTY.	DESCRIPTION	MATERIAL	FINISH
8	2	I/D CARRIER (SEE MATRIX)	---	---
7	1	LABEL YELLOW	VINYL	---
	-	PRINTING FOR CABLES Ixx	---	---
6	-	CABLE	SEE SHEET 2	---
5	-	OVERMOULDING	TPU	SEE SHEET 2
4	1	COUPLING NUT M8 FEMALE	BRASS	SEE SHEET 2
3	1	INSERT FEMALE BLACK	TPU	---
2	1	O-RING RED	FKM	---
1	3 / 4 / 5	CONTACT M8 FEMALE	COPPER	SELECTIVE Au OVER Ni

THIS DRAWING CONTAINS INFORMATION THAT IS PROPRIETARY TO MOLEX ELECTRONIC TECHNOLOGIES, LLC AND SHOULD NOT BE USED WITHOUT WRITTEN PERMISSION

FUNCTIONAL SYMBOLS: FA = 0, FC = 0, FP = 0
DIVISIONAL SYMBOLS

DIMENSION UNITS	SCALE
mm	2:1

GENERAL TOLERANCES (UNLESS SPECIFIED)

ANGULAR TOL	±	1.0 °
4 PLACES	±	
3 PLACES	±	
2 PLACES	±	0.05
1 PLACE	±	0.3
0 PLACES	±	0.5

DRAFT WHERE APPLICABLE MUST REMAIN WITHIN DIMENSIONS

CURRENT REV DESC: PACKAGING SPEC ADDED, NEW P/N´S ADDED

EC NO: 770174
DRWN: RSCHIEBER 2023/10/18
CHK'D: RSILLER 2023/11/30
APPR: RSILLER 2023/11/30

INITIAL REVISION:
DRWN: AKONDRACIUK 2017/02/16
APPR: MIWASIECZKO 2017/11/16

THIRD ANGLE PROJECTION | DRAWING: A3-SIZE | SERIES: 120086

molex

M8 SINGLE ENDED FEMALE STRAIGHT

PRODUCT CUSTOMER DRAWING

DOCUMENT NUMBER	DOC TYPE	DOC PART	REVISION
1200860594	PSD	000	A10

MATERIAL NUMBER	CUSTOMER	SHEET NUMBER
SEE PART LIST	GENERAL MARKET	1 OF 4

DOCUMENT STATUS	P1	RELEASE DATE	2023/11/30 13:30:50

FORMAT: master-tb-prod-A3
REVISION: J1
DATE: 2021/05/01

ENGINEERING NO. - NUMERICAL CODE (Available parts see PART LIST table. Other parts available upon request).

4	0	X	0	0	0	X	X	X	X	X	X	X	X
													OPTIONS

- 40=Nano-Change M8x1 Double ended
- Contacts: 3=3 Contacts, 4=4 Contacts, 5=5 Contacts
- Heads style: 000=Plug Female Straight
- Cable type: See Table
- Units: M=Meter, C=Centimeter
- Length Examples: 005=0.5 unit, 010=1 unit, 100=10 unit
- Overmold color:
  Blank (Standard) = Black
  A = Grey / G = Black / Y = Yellow
  For cables K03, K05, A09, S19, S20, S26 & A10 = Yellow
- Coupling Nut material:
  Blank = Standard
  1 = Stainless steel
  2 = Nylon
  3 = Nickel plated Brass
  4 = Valox (polyester)
  5 = Delrin
  6 = clear anodized alum.
  7 = Teflon coat
  Blank = 7 for cables: I20, I26, K03, K05, P82, S26
  8 = Type 316 stainless steel
  9 = Knurled / Hexagonal SW9 Brass Ni Plated
- H = 2 pcs. of I/D Carrier PVC Transparent (Cables Ixx & P82 always with 2 pcs. of I/D Carrier)

COUPLING NUT
FEMALE

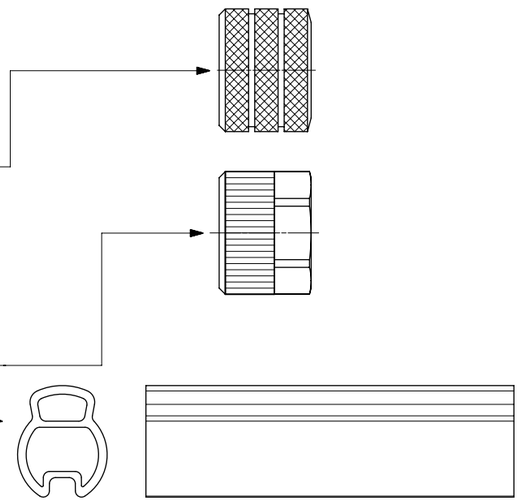

CABLE INFORMATION (for more information see Cable Data Sheet).

CABLE TYPE	NO. OF WIRES	CROSS SECTION	CABLE JACKET	UL	CSA	STATIC: TEMP. / BENDING RADIUS	DYNAMIC: TEMP. / BENDING RADIUS	DRAG CHAIN	SHIELD
E02	3 / 4 / 5	0.25mm²	PVC BLACK	UL 2464/1729	C22.2 I/II A/B 80°C/300V	-30°C to +80°C, >10xO.D.	-10°C to +80°C, >15xO.D.	-	-
E18	3 / 4	0.20mm²	PVC YELLOW	-	-	-30°C to +70°C	-5°C to +70°C	-	-
E51	4	0.25mm²	PVC GREY	-	-	-	-	-	-
E52	3 / 4 / 8	0.34mm²	PVC GREY	-	-	-30°C to +70°C	-5°C to +70°C	-	-
E54	3	0.25mm²	PVC GREY	-	-	-25°C to +70°C	-5°C to +70°C	-	-
H08	3 / 4 / 5	0.25mm²	PUR BLACK LS0H	UL 21198/10493	C22.2 I/II A/B 80°C/300V	-40°C to +80°C, >5xO.D.	-25°C to +80°C, >10xO.D.	2 000 000 cycles at 20°C, Temp. range +5°C to +60°C	-
H09	3 / 4 / 5	0.34mm²	PUR BLACK LS0H	UL 21198/10493	C22.2 I/II A/B 80°C/300V	-40°C to +80°C, >5xO.D.	-25°C to +80°C, >10xO.D.	2 000 000 cycles at 20°C, Temp. range +5°C to +60°C	-
H69	4	0.20mm²	PUR GRAY LS0H	-	-	-	-	-	-
I02	3 / 4	0.25mm²	PVC CEI GREY	-	-	-30°C to +70°C	-5°C to +70°C	-	-
P02	3 / 4 / 5	0.25mm²	PUR / PVC BLACK	-	-	-30°C to +80°C, >7xO.D.	-5°C to +80°C, >15xO.D.	-	-
P03	3 / 4 / 5	0.34mm²	PUR / PVC BLACK	-	-	-30°C to +80°C, >7xO.D.	-5°C to +80°C, >15xO.D.	-	-
P18	4	0.20mm²	PUR YELLOW	-	-	-	-	-	-
P82	3	0.34mm²	PUR IRR ORANGE	-	-	-50°C to +105°C, >5xO.D.	-40°C to +105°C, >7.5xO.D.	-	-
K05	3 / 4 / 5	0.34mm²	TPE YELLOW	UL ITC E195601 or PLC	I/II A/B 90°C/300V	-	-	-	-
L03	3	0.34mm²	Blend PUR ORANGE	-	-	-30°C to +90°C	-5°C to +90°C	-	-
A10	3 / 4 / 5	0.25mm²	PVC YELLOW	UL 2661	I/II A/B 105°C/300V	-	-	-	-

THIS DRAWING CONTAINS INFORMATION THAT IS PROPRIETARY TO MOLEX ELECTRONIC TECHNOLOGIES, LLC AND SHOULD NOT BE USED WITHOUT WRITTEN PERMISSION

FUNCTIONAL SYMBOLS: FA = 0, FC = 0, FP = 0
DIVISIONAL SYMBOLS

DIMENSION UNITS: mm
SCALE: 2:1
GENERAL TOLERANCES (UNLESS SPECIFIED)

ANGULAR TOL	±	1.0 °
4 PLACES	±	
3 PLACES	±	
2 PLACES	±	0.05
1 PLACE	±	0.3
0 PLACES	±	0.5

DRAFT WHERE APPLICABLE MUST REMAIN WITHIN DIMENSIONS

CURRENT REV DESC: PACKAGING SPEC ADDED, NEW P/N´S ADDED

EC NO: 770174
DRWN: RSCHIEBER 2023/10/18
CHK'D: RSILLER 2023/11/30
APPR: RSILLER 2023/11/30

INITIAL REVISION:
DRWN: AKONDRACIUK 2017/02/16
APPR: MIWASIECZKO 2017/11/16

THIRD ANGLE PROJECTION | DRAWING: A3-SIZE | SERIES: 120086

molex

M8 SINGLE ENDED FEMALE STRAIGHT

PRODUCT CUSTOMER DRAWING

DOCUMENT NUMBER	DOC TYPE	DOC PART	REVISION
1200860594	PSD	000	A10

MATERIAL NUMBER	CUSTOMER	SHEET NUMBER
SEE PART LIST	GENERAL MARKET	2 OF 4

DOCUMENT STATUS	P1	RELEASE DATE	2023/11/30 13:30:50

FORMAT: master-tb-prod-A3
REVISION: J1
DATE: 2021/05/01

PART LIST

Pos.	Part. No	Engineering No.	Cable Length
1	1200270066	403000E02M020	2m
2	1200270067	403000E02M030	3m
3	1200270068	403000E02M050	5m
4	1200270070	403000E02M100	10m
5	1200270127	404000E02M020	2m
6	1200270129	404000E02M050	5m
7	1200270131	404000E02M100	10m
8	1200270132	404000E02M150	15m
9	1200270133	404000E02M200	20m
10	1200270400	403000E02M010	1m
11	1200270549	404000E02M010	1m
12	1200271410	403000E02M012	1.2m
13	1200271417	403000E02M006	0.6m
14	1200271418	403000E02M015	1.5m
15	1200271419	403000E02M025	2.5m
16	1200271423	404000E02M005	0.5m
17	1200865038	403000E02M250	25m
18	1200868015	403000E02M200	20m
19	1200868067	404000E02M050G	5m
20	1200868068	404000E02M100G	10m
21	1200868069	404000E02M200G	20m
22	1200868070	404000E02M300G	30m
23	1200868071	404000E02M400G	40m
24	1200868075	404000E02M020G	2m
25	1200868090	403000E02M150	15m
26	1200868099	405000E02M020	2m
27	1200868109	403000E02M100G	10m
28	1200868114	404000E02M030	3m
29	1200868151	405000E02M040	4m
30	1200868171	405000E02M050	5m
31	1200868172	405000E02M100	10m
32	1200868262	403000E02M002	0.2m
33	1200868263	403000E02M003	0.3m
34	1200868264	403000E02M020H	2m
35	1200868265	403000E02M035	3.5m

Pos.	Part. No	Engineering No.	Cable Length
36	1200868266	403000E02M045	4.5m
37	1200868267	403000E02M0501	5m
38	1200868268	403000E02M060	6m
39	1200868339	404000E02C200	2m
40	1200868340	404000E02M015	1.5m
41	1200868341	404000E02M0201	2m
42	1200868342	404000E02M040	4m
43	1200868343	404000E02M0501	5m
44	1200868344	404000E02M080	8m
45	1200868345	404000E02M110	11m
46	1200868346	404000E02M170	17m
47	1200868347	404000E02M210	21m
48	1200868348	404000E02M250	25m
49	1200868423	403000E02M1001	10m
50	1200868442	403000E02M020Y	2m
51	1200868443	403000E02M050Y	5m
52	1200868444	403000E02M100Y	10m
53	1200868452	404000E02M050Y	5m
54	1200868453	404000E02M100Y	10m
55	1200868454	404000E02M150Y	15m
56	1200868467	403000E02M150Y	15m
57	1200868473	404000E02M1001	10m
58	1200868508	404000E02M050H	5m
59	1200868509	404000E02M100H	10m
60	1200868510	404000E02M150H	15m
61	1200868511	404000E02M030H	3m
62	1200868518	404000E02C230	2.3m
63	1200868571	405000E02M120	12m
64	1200868572	405000E02M030	3m
65	1200868685	403000E02M050H	5m
66	1200868696	404000E02M0509H	5m
67	1200868697	404000E02M1009H	10m
68	1200868698	404000E02M1509H	15m
69	1200868774	404000E02M060	6m
70	1200868776	404000E02M070	7m

Pos.	Part. No	Engineering No.	Cable Length
71	1200271409	403000H08M010	1m
72	1200271442	403000H08M020G	2m
73	1200868045	403000H08M020	2m
74	1200868053	404000H08M050	5m
75	1200868060	404000H08M030	3m
76	1200868101	403000H08M050	5m
77	1200868115	403000H08M100	10m
78	1200868116	403000H08M200	20m
79	1200868117	404000H08M100	10m
80	1200868118	404000H08M200	20m
81	1200868122	403000H08M030	3m
82	1200868162	404000H08M040	4m
83	1200868207	404000H08M020	2m
84	1200868209	403000H08M015	1.5m
85	1200868214	403000H08M005	0.5m
86	1200868215	404000H08M005	0.5m
87	1200868395	405000H08M020	2m
88	1200868404	405000H08M050	5m
89	1200868405	405000H08M100	10m
90	1200868468	403000H08M050Y	5m
91	1200868469	403000H08M100Y	10m
92	1200868487	404000H08M010	1m
93	1200868596	403000H08M010Y	1m
94	1200868476	403000H09M020	2m
95	1200270709	405000P02M020	2m
96	1200860475	405000P02M050	5m
97	1200860594	405000P02M100	10m
98	1200868001	403000P02M020	2m
99	1200868002	403000P02M050	5m
100	1200868003	403000P02M100	10m
101	1200868148	405000P02M005	0.5m
102	1200868156	404000P02M020	2m
103	1200868157	404000P02M050	5m
104	1200868158	404000P02M100	10m
105	1200868274	403000P02C350	3.5m

Pos.	Part. No	Engineering No.	Cable Length
106	1200868275	403000P02M002	0.2m
107	1200868276	403000P02M002G	0.2m
108	1200868277	403000P02M003	0.3m
109	1200868278	403000P02M003G	0.3m
110	1200868279	403000P02M005	0.5m
111	1200868280	403000P02M006	0.6m
112	1200868281	403000P02M010	1m
113	1200868282	403000P02M012	1.2m
114	1200868283	403000P02M018	1.8m
115	1200868284	403000P02M022	2.2m
116	1200868285	403000P02M030	3m
117	1200868286	403000P02M032	3.2m
118	1200868287	403000P02M035	3.5m
119	1200868288	403000P02M040	4m
120	1200868289	403000P02M050G	5m
121	1200868290	403000P02M055	5.5m
122	1200868291	403000P02M080	8m
123	1200868292	403000P02M150	15m
124	1200868351	404000P02M003	0.3m
125	1200868352	404000P02M030	3m
126	1200868353	404000P02M040	4m
127	1200868354	404000P02M070	7m
128	1200868355	404000P02M500	50m
129	1200868517	403000P02M200	20m
130	1200868530	404000P02M010	1m
131	1200868627	405000P02M050Y	5m
132	1200868773	404000P02M060	6m
133	1200868775	404000P02M200	20m
134	1200860340	403000K05M050	5m
135	1200868431	403000K05M150	15m
136	1200270642	403000L03M005A	0.5m
137	1200270080	403000I02M003	0.3m
138	1200270081	403000I02M020	2m
139	1200270082	403000I02M030	3m
140	1200270083	403000I02M050	5m

CABLE LENGTH TOLERANCES		
OVER [mm]	UP TO AND INCLUDING [mm]	TOLERANCES [mm]
0	305	+19
305	915	+45
915	1830	+56
1830	3660	+89
3660	7320	+165
7320	14640	+317
14640	30500	+610
30500	>	+2% OF FINISHED LENGTH

THIS DRAWING CONTAINS INFORMATION THAT IS PROPRIETARY TO MOLEX ELECTRONIC TECHNOLOGIES, LLC AND SHOULD NOT BE USED WITHOUT WRITTEN PERMISSION

FUNCTIONAL SYMBOLS	DIMENSION UNITS: mm	SCALE: 2:1
FA = 0	GENERAL TOLERANCES (UNLESS SPECIFIED)	
FC = 0	ANGULAR TOL	± 1.0 °
FP = 0	4 PLACES	±
DIVISIONAL SYMBOLS	3 PLACES	±
	2 PLACES	± 0.05
	1 PLACE	± 0.3
	0 PLACES	± 0.5
	DRAFT WHERE APPLICABLE MUST REMAIN WITHIN DIMENSIONS	

CURRENT REV DESC: PACKAGING SPEC ADDED, NEW P/N´S ADDED

EC NO: 770174
DRWN: RSCHIEBER 2023/10/18
CHK'D: RSILLER 2023/11/30
APPR: RSILLER 2023/11/30

INITIAL REVISION:
DRWN: AKONDRACIUK 2017/02/16
APPR: MIWASIECZKO 2017/11/16

molex

M8 SINGLE ENDED FEMALE STRAIGHT

PRODUCT CUSTOMER DRAWING

DOCUMENT NUMBER	DOC TYPE	DOC PART	REVISION
1200860594	PSD	000	A10

THIRD ANGLE PROJECTION	DRAWING	SERIES	MATERIAL NUMBER	CUSTOMER	SHEET NUMBER
	A3-SIZE	120086	SEE PART LIST	GENERAL MARKET	3 OF 4

DOCUMENT STATUS	P1	RELEASE DATE	2023/11/30 13:30:50

FORMAT: master-tb-prod-A3
REVISION: J1
DATE: 2021/05/01

PART LIST

Pos.	Part. No	Engineering No	Cable Length
141	1200270084	403000I02M100	10m
142	1200270148	404000I02M020	2m
143	1200270149	404000I02M050	5m
144	1200270360	404000I02M100	10m
145	1200860041	404000I02M030	3m
146	1200868269	403000I02M005	0.5m
147	1200868270	403000I02M006	0.6m
148	1200868271	403000I02M010	1m
149	1200868272	403000I02M025	2.5m
150	1200868273	403000I02M150	15m
151	1200868349	404000I02M003	0.3m
152	1200868445	403000I02M030Y	3m
153	1200868446	403000I02M050Y	5m
154	1200868447	403000I02M100Y	10m
155	1200868455	404000I02M020Y	2m
156	1200868456	404000I02M050Y	5m
157	1200868460	404000I02M100Y	10m
158	1200868507	403000I02M020Y	2m
159	1200868566	404000I02M030Y	3m
160	1200270032	403000P82M050	5m
161	1200271180	403000P82M020	2m
162	1200868183	403000P82M0507	5m
163	1200868192	403000P82M0207	2m
164	1200868212	403000P82M005	0.5m
165	1200868233	403000P82M010	1m
166	1200868420	403000P82M1007	10m
167	1200868470	403000P82M0207Y	2m
168	1200868482	403000P82M010Y	1m
169	1200271449	403000P18M070	7m
170	1200860101	403000A10M015	1.5m
171	1200860102	403000A10M020	2m
172	1200860107	403000A10M050	5m
173	1200860111	403000A10M100	10m
174	1200860112	403000A10M150	15m
175	1200860144	404000A10M020	2m

Pos.	Part. No	Engineering No	Cable Length
176	1200860145	404000A10M030	3m
177	1200860147	404000A10M050	5m
178	1200860155	404000A10M100	10m
179	1200860191	405000A10M020	2m
180	1200270140	404000E18M050	5m
181	1200270581	403000E18M020	2m
182	1200270606	403000E18M100	10m
183	1200860667	405000P02M200	20m
184	1200868849	405000H08M010	1m
185	1200868857	405000E02M010	1m
186	1200868934	404000H08M050H	5m
187	1200869026	404000H09M005	0.5m
188			
189			
190			
191			
192			
193			
194			
195			
196			
197			
198			
199			
200			
201			
202			
203			
204			
205			
206			
207			
208			
209			
210			

A10

THIS DRAWING CONTAINS INFORMATION THAT IS PROPRIETARY TO MOLEX ELECTRONIC TECHNOLOGIES, LLC AND SHOULD NOT BE USED WITHOUT WRITTEN PERMISSION

FUNCTIONAL SYMBOLS: F/A = 0, F/C = 0, F/P = 0

DIVISIONAL SYMBOLS

DIMENSION UNITS: mm
SCALE: 1:1

GENERAL TOLERANCES (UNLESS SPECIFIED)

ANGULAR TOL	±	1.0 °
4 PLACES	±	
3 PLACES	±	
2 PLACES	±	0.05
1 PLACE	±	0.3
0 PLACES	±	0.5

DRAFT WHERE APPLICABLE MUST REMAIN WITHIN DIMENSIONS

CURRENT REV DESC: PACKAGING SPEC ADDED, NEW P/N´S ADDED

EC NO: 770174
DRWN: RSCHIEBER 2023/10/18
CHK'D: RSILLER 2023/11/30
APPR: RSILLER 2023/11/30

INITIAL REVISION:
DRWN: AKONDRACIUK 2017/02/16
APPR: MIWASIECZKO 2017/11/16

THIRD ANGLE PROJECTION

DRAWING: A3-SIZE
SERIES: 120086

molex

M8 SINGLE ENDED FEMALE STRAIGHT

PRODUCT CUSTOMER DRAWING

DOCUMENT NUMBER	DOC TYPE	DOC PART	REVISION
1200860594	PSD	000	A10

MATERIAL NUMBER	CUSTOMER	SHEET NUMBER
SEE PART LIST	GENERAL MARKET	4 OF 4

DOCUMENT STATUS	P1	RELEASE DATE	2023/11/30 13:30:50

FORMAT: master-ib-prod-A3
REVISION: J1
DATE: 2021/05/01