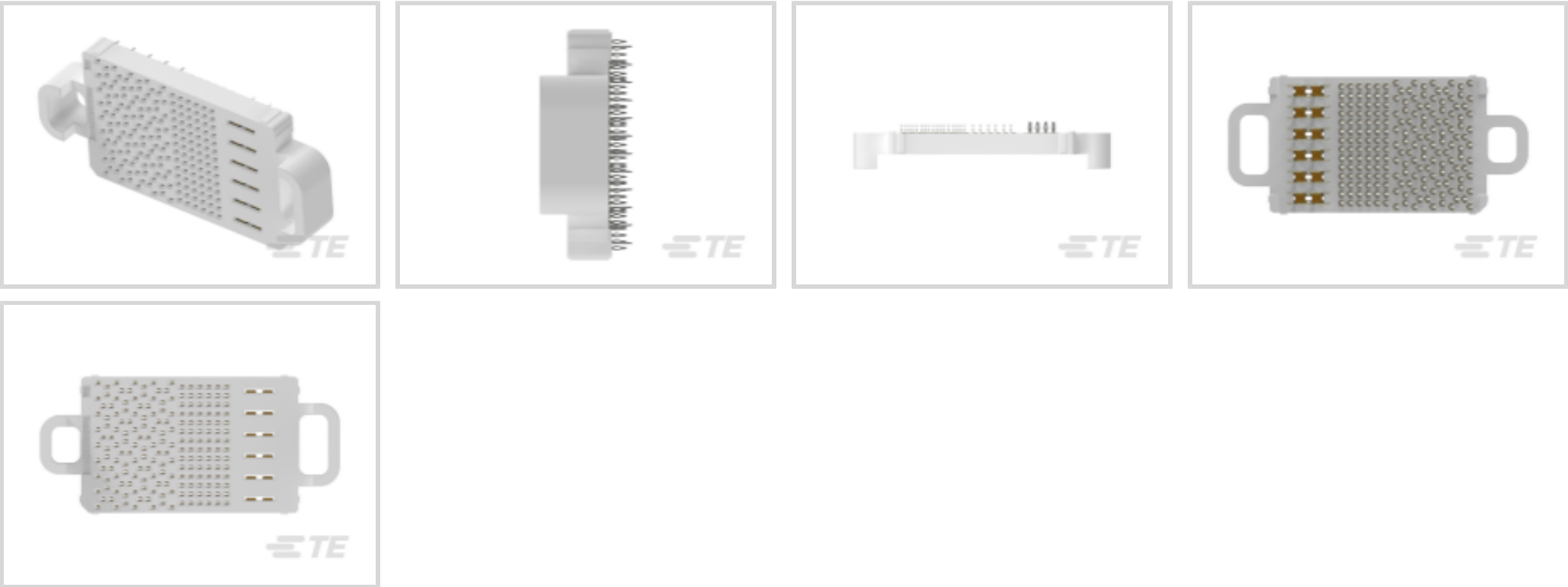




Connectors > PCB Connectors > PCB Headers & Receptacles



PCB Connector Assembly Type: **PCB Mount Receptacle**

PCB Mount Orientation: **Vertical**

Connector System: **Board-to-Board**

Number of Positions: **199**

Centerline (Pitch): **3.04 mm, 6.09 mm [.12 in, .24 in]**

Features

Product Type Features

PCB Connector Assembly Type	PCB Mount Receptacle
Connector System	Board-to-Board
Sealable	No
Connector & Contact Terminates To	Printed Circuit Board

Configuration Features

Pairs per Column	8
Number of Power Positions	6
Number of Pairs	32
Number of Loaded Positions	193
Stackable	Yes
Number of Signal Positions	8
PCB Mount Orientation	Vertical
Number of Positions	199
Board-to-Board Configuration	Parallel



Electrical Characteristics

Dielectric Withstanding Voltage (Max)	750 VAC
Insulation Resistance	1000 MΩ
Impedance	100 Ω
Operating Voltage	250 VAC

Signal Characteristics

Data Rate	16 Gb/s
-----------	---------

Body Features

Primary Product Color	Black
-----------------------	-------

Contact Features

Contact Layout	Staggered
Mating Tab Width	.69 mm, 4.5 mm[.027 in][.177 in]
Mating Tab Thickness	.3 mm, .41 mm[.011 in][.015 in]
PCB Contact Termination Area Plating Material Finish	Matte
PCB Contact Termination Area Plating Material	Tin
Contact Base Material	Copper Alloy
Contact Mating Area Plating Material	Gold
Contact Mating Area Plating Material Thickness	1.27 μm[50 μin]
Contact Type	Socket
Contact Current Rating (Max)	1.5 A

Termination Features

Rectangular Termination Post & Tail Thickness	.15 mm, .2 mm[.005 in][.008 in]
Rectangular Termination Post & Tail Width	.43 mm, .74 mm[.016 in][.029 in]
Termination Post & Tail Length	2.05 mm[.08 in]
Termination Method to PCB	Through Hole - Press-Fit

Mechanical Attachment

Mating Retention	With
Mating Alignment	With
PCB Mount Retention	Without
PCB Mount Alignment	Without
Connector Mounting Type	Board Mount

Housing Features

--	--



Centerline (Pitch)	3.04 mm, 6.09 mm[.12 in][.24 in]
Housing Material	LCP (High Temp Thermoplastic)

Dimensions

Connector Height	4.49 mm[.177 in]
Stack Height	28 mm[1.102 in]
PCB Thickness (Recommended)	.06 mm[.8 in]

Usage Conditions

Operating Temperature Range	-55 – 85 °C[-67 – 185 °F]
-----------------------------	---------------------------

Operation/Application

Assembly Process Feature	None
Circuit Application	Power & Signal

Industry Standards

UL Flammability Rating	UL 94V-0
------------------------	----------

Packaging Features

Packaging Quantity	32
Packaging Method	Package

Product Compliance

For compliance documentation, visit the product page on TE.com>

EU RoHS Directive 2011/65/EU	Compliant
EU ELV Directive 2000/53/EC	Compliant
China RoHS 2 Directive MIIT Order No 32, 2016	No Restricted Materials Above Threshold
EU REACH Regulation (EC) No. 1907/2006	Current ECHA Candidate List: JUNE 2024 (241) Candidate List Declared Against: JUNE 2024 (241) Does not contain REACH SVHC
Halogen Content	Low Bromine/Chlorine - Br and Cl < 900 ppm per homogenous material. Also BFR /CFR/PVC Free
Solder Process Capability	Not applicable for solder process capability





Product Compliance Disclaimer

This information is provided based on reasonable inquiry of our suppliers and represents our current actual knowledge based on the information they provided. This information is subject to change. The part numbers that TE has identified as EU RoHS compliant have a maximum concentration of 0.1% by weight in homogenous materials for lead, hexavalent chromium, mercury, PBB, PBDE, DBP, BBP, DEHP, DIBP, and 0.01% for cadmium, or qualify for an exemption to these


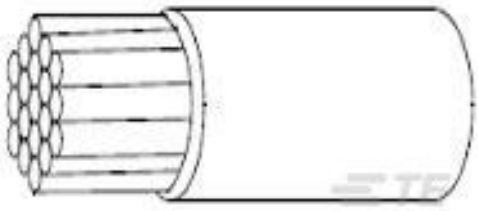


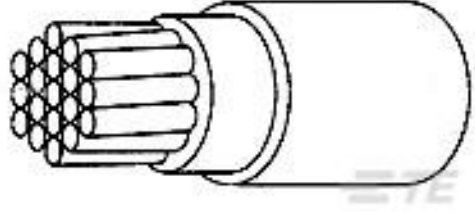



limits as defined in the Annexes of Directive 2011/65/EU (RoHS2). Finished electrical and electronic equipment products will be CE marked as required by Directive 2011/65/EU. Components may not be CE marked. Additionally, the part numbers that TE has identified as EU ELV compliant have a maximum concentration of 0.1% by weight in homogenous materials for lead, hexavalent chromium, and mercury, and 0.01% for cadmium, or qualify for an exemption to these limits as defined in the Annexes of Directive 2000/53/EC (ELV). Regarding the REACH Regulation, the information TE provides on SVHC in articles for this part number is based on the latest European Chemicals Agency (ECHA) 'Guidance on requirements for substances in articles' posted at this URL: <https://echa.europa.eu/guidance-documents/guidance-on-reach>

Compatible Parts

 <p>TE Part # 6-2057470-1 STRADA MESA,HD,ST,032,084,06,SN,Y,11</p>	 <p>TE Part # 6-2227706-1 SM,HD,ST,032,084,06,SN,Y,11 (new tip)</p>	 <p>TE Part # 7-2057470-3 STRADA MESA,HD,ST,032,084,06,SN,Y,23</p>	 <p>TE Part # 7-2057470-8 STRADA MESA,HD,ST,032,084,06,SN,Y,28</p>
 <p>TE Part # 9-2057470-0 STRADA MESA,HD,ST,032,084,06,SN,Y,40</p>	 <p>TE Part # 6-2057470-9 STRADA MESA,HD,ST,032,084,06,SN,Y,19</p>	 <p>TE Part # 7-2057470-5 STRADA MESA,HD,ST,032,084,06,SN,Y,25</p>	

Customers Also Bought

 <p>TE Part #0697834002 NTFR-1/2-0-SP</p>	 <p>TE Part #216035-000 55A0111-22-90</p>	 <p>TE Part #CB5146-000 HRSR-125FR-8/NM</p>	 <p>TE Part #NB16054001 RT-375-3/32-X-SP</p>
 <p>TE Part #1007553001 100G0111-0.25-9</p>	 <p>TE Part #34104-2 SOLIS R 22-16 4 TIN/LEAD</p>		

Documents



CAD Files

Customer View Model

ENG_CVM_CVM_5-2057471-1_A.2d_dxf.zip

English

3D PDF

3D

Customer View Model

ENG_CVM_CVM_5-2057471-1_A.3d_igs.zip

English

Customer View Model

ENG_CVM_CVM_5-2057471-1_A.3d_stp.zip

English

By downloading the CAD file I accept and agree to the [Terms and Conditions](#) of use.

Product Specifications

Application Specification

English