

MHQ0402P0N9CT000



Applications	Commercial Grade
Feature	<div>Multilayer</div> <div>Non-Mag Core</div> <div>Super High Q</div> <div>Multilayer</div> <div>Non-Magnetic Core (Dielectric Ceramic)</div> <div>Super High Q</div>
Series Type	MHQ-P
Status	<div>⚠</div> <div>Production (Not Recommended for New Design)</div> <div>Recommended Alternate Part No. : MHQ0402PSA0N9CT000 (Interchangeability is not guaranteed.)</div>
Brand	TDK



Size	
Length(L)	0.44mm ±0.02mm
Width(W)	0.24mm ±0.02mm
Thickness Height	0.24mm ±0.02mm
Recommended Land Pattern (A)	0.15mm to 0.20mm
Recommended Land Pattern (B)	0.20mm Nom.
Recommended Land Pattern (C)	0.18mm to 0.20mm

Electrical Characteristics	
Inductance	0.9nH ±0.2nH at 500MHz
Rated Current	320mA
DC Resistance [Typ.]	110mΩ
DC Resistance [Max.]	200mΩ
Self Resonant Frequency [Min.]	10GHz
Self Resonant Frequency [Typ.]	16.8GHz
Q [Min.]	
Q [Typ.]	12 at 500MHz

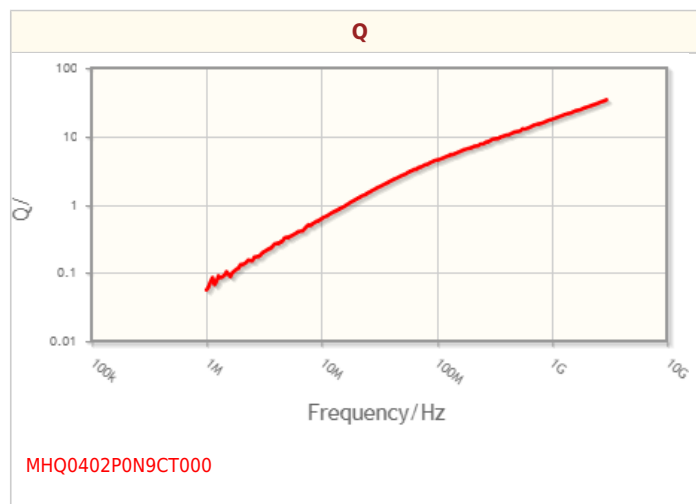
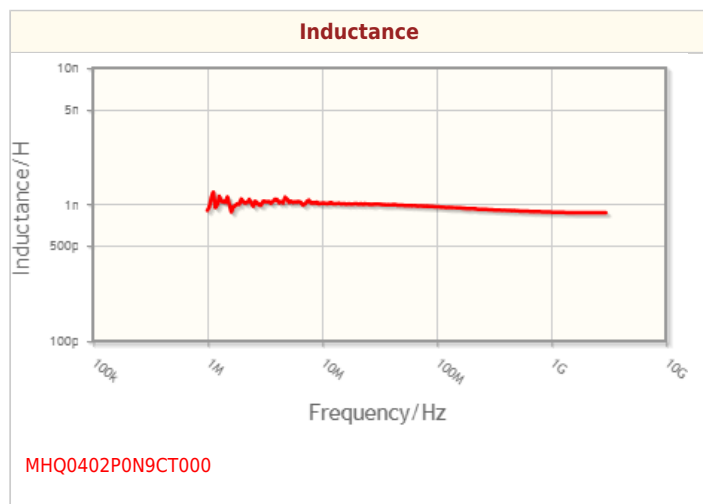
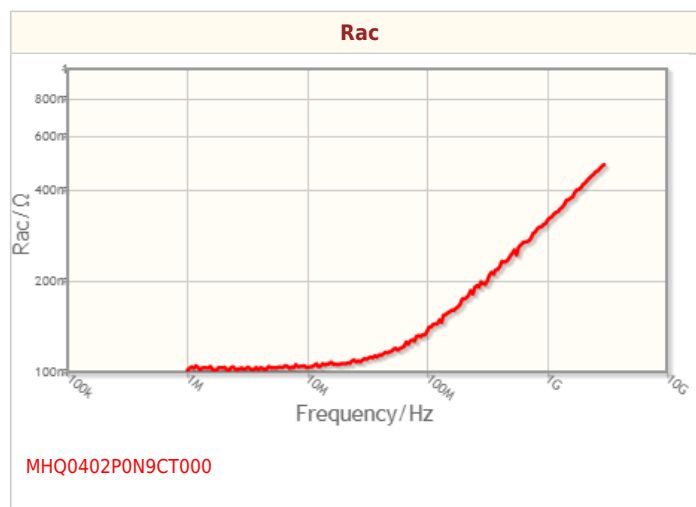
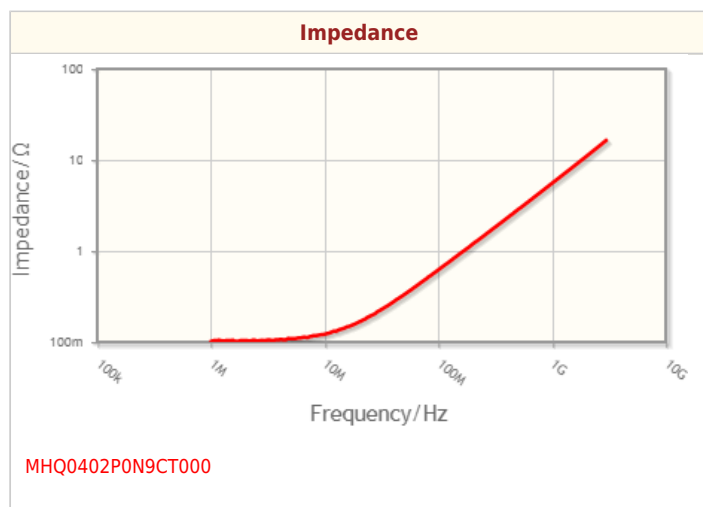
Other	
Operating Temp. Range (Including Self-Temp. Rise)	-55 to 125°C
Soldering Method	Reflow
AEC-Q200	No
Packing	Punched (Paper)Taping [180mm Reel]
Package Quantity	20000pcs
Weight	0.00011g

! Images are for reference only and show exemplary products.
! This PDF document was created based on the data listed on the TDK Corporation website.
! All specifications are subject to change without notice.

MHQ0402P0N9CT000



Characteristic Graphs(This is reference data, and does not guarantee the products characteristics.)




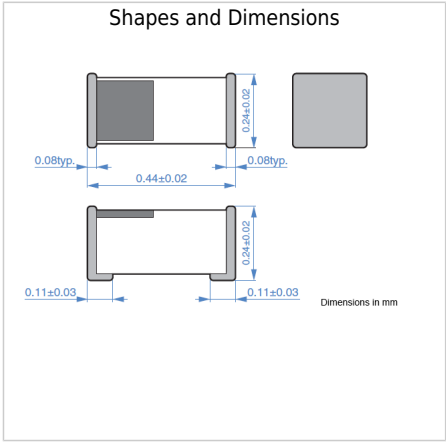
! Images are for reference only and show exemplary products.

! This PDF document was created based on the data listed on the TDK Corporation website.

! All specifications are subject to change without notice.



Associated Images



! Images are for reference only and show exemplary products.
! This PDF document was created based on the data listed on the TDK Corporation website.
! All specifications are subject to change without notice.