



Connectors > D-Shaped Connectors > D-Sub Connectors > IDC D-Sub Connectors > IDC D-Sub: Connector Kit, Plug, Signal, 2.16 mm



Connector & Housing Type: **Plug**

Solid Wire Size: **26 – 24 AWG**

Stranded Wire Size: **24 AWG**

[All IDC D-Sub: Connector Kit, Plug, Signal, 2.16 mm \(13\)](#)

Features

Product Type Features

Connector Kit Type	Connector Kit
Connector & Housing Type	Plug
Connector System	Cable-to-Board, Cable-to-Cable
Connector Product Type	Connector Kit
Connector & Contact Terminates To	Wire & Cable

Configuration Features

Number of Positions	50
Number of Rows	2
Compatible With Wire & Cable Type	Discrete Wire, Round Jacketed Cable

Body Features

Connector Profile	Standard
-------------------	----------

Contact Features

Contact Mating Area Plating Material Thickness	.76 µm[30 µin]
Contact Mating Area Plating Material	Gold or Gold Flash
Contact Underplating Material	Palladium Nickel
Contact Base Material	Copper Alloy
Contact Current Rating (Max)	.5 A, 1 A

Mechanical Attachment

Mating Retention	With
------------------	------



Mating Retention Type	Screwlocks
Thread Size	4-40 UNC 2B
Connector Mounting Type	Cable Mount (Free-Hanging)

Housing Features

Housing Material	Polyphenylene Oxide
Centerline (Pitch)	2.16 mm[.085 in]

Dimensions

Accepts Cable Diameter (Max)	10.8 mm[.425 in]
Accepts Cable Insulation Diameter Range	8.89 – 10.8 mm[.35 – .425 in]
Compatible Insulation Diameter (Max)	1.14 mm[.045 in]
Solid Wire Size	26 – 24 AWG
Stranded Wire Size	24 AWG
Wire Size	26 – 24 AWG

Usage Conditions

Operating Temperature Range	-40 – 75 °C[-40 – 167 °F]
-----------------------------	---------------------------

Operation/Application

Circuit Application	Signal
Shielded	Yes

Packaging Features

Packaging Quantity	1
Packaging Method	Bag

Product Compliance

For compliance documentation, visit the product page on [TE.com](#)>

EU RoHS Directive 2011/65/EU	Compliant
EU ELV Directive 2000/53/EC	Compliant
China RoHS 2 Directive MIIT Order No 32, 2016	No Restricted Materials Above Threshold
EU REACH Regulation (EC) No. 1907/2006	Current ECHA Candidate List: JUNE 2024 (241) Candidate List Declared Against: JUNE 2023 (235) Does not contain REACH SVHC
Halogen Content	Not Low Halogen - contains Br or Cl > 900 ppm.



Solder Process Capability

Not applicable for solder process capability

Product Compliance Disclaimer

This information is provided based on reasonable inquiry of our suppliers and represents our current actual knowledge based on the information they provided. This information is subject to change. The part numbers that TE has identified as EU RoHS compliant have a maximum concentration of 0.1% by weight in homogenous materials for lead, hexavalent chromium, mercury, PBB, PBDE, DBP, BBP, DEHP, DIBP, and 0.01% for cadmium, or qualify for an exemption to these limits as defined in the Annexes of Directive 2011/65/EU (RoHS2). Finished electrical and electronic equipment products will be CE marked as required by Directive 2011/65/EU. Components may not be CE marked. Additionally, the part numbers that TE has identified as EU ELV compliant have a maximum concentration of 0.1% by weight in homogenous materials for lead, hexavalent chromium, and mercury, and 0.01% for cadmium, or qualify for an exemption to these limits as defined in the Annexes of Directive 2000/53/EC (ELV). Regarding the REACH Regulation, the information TE provides on SVHC in articles for this part number is based on the latest European Chemicals Agency (ECHA) 'Guidance on requirements for substances in articles' posted at this URL: <https://echa.europa.eu/guidance-documents/guidance-on-reach>


Also in the Series | CHAMP Docking Connectors



Connector Caps & Covers(32)



Connector Hardware(28)



Connector Strain Relief(2)



Docking Connectors(24)



IDC D-Sub Connectors(55)

Customers Also Bought



TE Part #DTM06-2S-E005  
DEUTSCH DTM Housings



TE Part #321235  
RECEPT, FASTON SPLICE 22-10



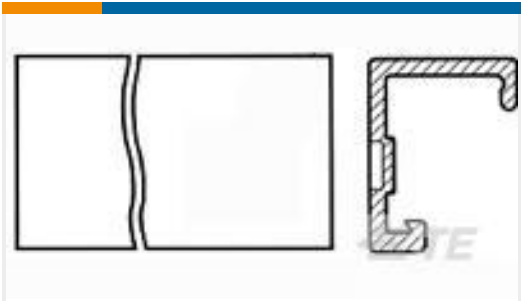
TE Part #1-640250-1  
11P SL156 HSG W/LCK RAMP NATL




TE Part #794281-1  
15P UMNIL INTERFACE SEAL



TE Part #770084-1  
05P .093 COMM P&S PLUG HSG



TE Part #640551-7  
07P MTA156 COVER



TE Part #640204-1  
RING .164 (4.17 MM) 22-18 AWG TPST



TE Part #2008571-3  
3 POS MICRO MNL, TOP LATCH, BL



TE Part #54310-1  
PIDG R 26-24 2

Documents

CAD Files

3D PDF

3D

Customer View Model

ENG\_CVM\_CVM\_5229912-4\_O.2d\_dxf.zip

English

Customer View Model

ENG\_CVM\_CVM\_5229912-4\_O.3d\_igs.zip

English

Customer View Model

ENG\_CVM\_CVM\_5229912-4\_O.3d\_stp.zip

English

By downloading the CAD file I accept and agree to the [Terms and Conditions](#) of use.