




PennEngineering
Corporate Headquarters – Danboro, PA
 5190 Old Easton Rd.
 Danboro, PA 18916
Phone: 215-766-8853
Toll-Free Phone: 1-800-237-4736 (U.S. only)
Email: info@pemnet.com
Website: www.pemnet.com

Part # SKC-6060-32, KEYHOLE® Self-clinching Standoffs Type SKC™ - Unified

PEM® KEYHOLE® Standoffs are designed so that a PC board or panel can be quickly slipped into place and then removed from an assembly by simply sliding the board sideways and lifting it off. PEM KEYHOLE fasteners can save valuable time and dramatically reduce the amount of loose hardware required. Type SKC can be used for spacing or hanging of replaceable components. Typically, several SKC standoffs are used with one standard PEM threaded standoff which accepts a screw to secure the board or

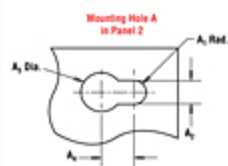
[+ more](#)




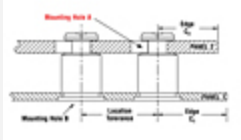
Specifications

Panel 1 (Bottom) Sheet Thickness Min.	.040 in
Panel 1 (Bottom) Mounting Hole B + .003 - .000	.213 in
Panel 2 (Top) Thickness Range	.057 to .064 in
Panel 2 (Top) Mounting Hole A1 Nom.	.059 in
Panel 2 (Top) Mounting Hole A2 ± .003	.118 in
Panel 2 (Top) Mounting Hole A3 ± .003	.197 in
	.148 in

Panel 2 (Top) Mounting Hole A4 Min.



Panel 1 (Bottom) Sheet Hardness Max.¹	HRB 70 / HB 125
Panel 2 (Top) Material	Any

	.099 in	
A ± .003		
B ± .003	.177 in	
C Max.	.212 in	
D Anvil Hole + .003 - .000	.216 in	
H Nom.	.250 in	
L - Length ± .005	1.00 in	
M Max.	.108 in	
S ± .003	.068 in	
	.260 in	
Panel 1 (Bottom) Edge Distance C1 Min.		
Panel 1 (Bottom) Location Tolerance Max.	±.005 in	
Panel 2 (Top) Edge Distance C2 Min.	.160 in	
Standard Material	300 Series Stainless Steel	
Standard Finish	Passivated per ASTM A380 and/or tested	
CAD Supplier	PennEngineering® (PEM®)	

¹ HRB - Hardness Rockwell “B” Scale. HB - Hardness Brinell.