

ANT-DB1-VDP-SMA

✓ ACTIVE

TE Internal #: ANT-DB1-VDP-SMA

Module Antenna, Multi Band, Cellular, Remote Mount, Adhesive, SMA, Omnidirectional, Single Port, Gain < 0 dBi

[View on TE.com >](#)



Antennas



Wireless Application: **Cellular**

Mounting Location: **Remote**

Mounting Type: **Adhesive**

Frequency Category: **698 – 2700**

Antenna Type: **Module**

Features

Product Type Features

Antenna Termination	SMA
Antenna Product Type	Antenna

Configuration Features

Antenna Style	Whip
Mounting Location	Remote
Antenna Type	Module
Band Type	Multi Band
Port Configuration	Single Port

Electrical Characteristics

VSWR (Max)	<1.5:1
Impedance	50 Ω

Signal Characteristics

Frequency Band	824 – 960 MHz
Frequency Category	698 – 2700
Peak Gain	< 0 dBi

Mechanical Attachment

Polarization	Linear
Mounting Type	Adhesive



Dimensions

Cable Length	3 m[9.84 ft]
Product Width	22 mm[.87 in]
Product Length	115 mm[4.53 in]
Product Height	5.7 mm[.22 in]

Operation/Application

Directionality	Omnidirectional
----------------	-----------------

Industry Standards

Wireless Application	Cellular
Primary Application	Cellular

Product Compliance

For compliance documentation, visit the product page on TE.com>


EU RoHS Directive 2011/65/EU	Compliant
EU ELV Directive 2000/53/EC	Not Yet Reviewed
China RoHS 2 Directive MIIT Order No 32, 2016	No Restricted Materials Above Threshold
EU REACH Regulation (EC) No. 1907/2006	Current ECHA Candidate List: JUNE 2024 (241) Candidate List Declared Against: JUNE 2024 (241) Does not contain REACH SVHC
Halogen Content	Low Halogen - Br, Cl, F, I < 900 ppm per homogenous material. Also BFR/CFR/PVC Free
Solder Process Capability	Not reviewed for solder process capability

Product Compliance Disclaimer


This information is provided based on reasonable inquiry of our suppliers and represents our current actual knowledge based on the information they provided. This information is subject to change. The part numbers that TE has identified as EU RoHS compliant have a maximum concentration of 0.1% by weight in homogenous materials for lead, hexavalent chromium, mercury, PBB, PBDE, DBP, BBP, DEHP, DIBP, and 0.01% for cadmium, or qualify for an exemption to these limits as defined in the Annexes of Directive 2011/65/EU (RoHS2). Finished electrical and electronic equipment products will be CE marked as required by Directive 2011/65/EU. Components may not be CE marked. Additionally, the part numbers that TE has identified as EU ELV compliant have a maximum concentration of 0.1% by weight in homogenous materials for lead, hexavalent chromium, and mercury, and 0.01% for cadmium, or qualify for an exemption to these limits as defined in the Annexes of Directive 2000/53/EC (ELV). Regarding the REACH Regulations, TE’s information on SVHC in articles for this part number is still based on the European Chemical Agency (ECHA) ‘Guidance on requirements for substances in articles’(Version: 2, April 2011), applying the 0.1% weight on weight concentration threshold at the finished product level. TE is aware of the European Court of Justice ruling of September 10th, 2015 also known as O5A (Once An Article Always An Article) stating that, in case of ‘complex object’, the threshold for a SVHC must be applied to both the product as a whole and simultaneously to each of the articles forming part of its composition. TE has evaluated this ruling based on the new ECHA “Guidance on requirements for substances in articles” (June 2017, version 4.0) and will be updating its statements accordingly.




Compatible Parts




TE Part # CONSMA001
SMA Jack 50 Ohm PCB Through Hole




TE Part # CONSMA002-L-G
SMA Jack 50 Ohm PCB Through Hole



TE Part # CONSMA002-SMD-G
SMA Jack 50 Ohm PCB Surface Mount




TE Part # CONSMA008-G
SMA Jack 50 Ohm Through Hole PCB




TE Part # L000795-15
Antenna LTE VDP Adh Bk 1.5M
FAKRA-C Plug


Customers Also Bought




TE Part #205204-4
CRIMP SNAP PLUG ASSY,SIZE 1




TE Part #66504-9
D-Sub Conn Contacts: Socket,
Phosphor Bronze, Signal, Size 20




TE Part #749806-7
KIT,HDP-20,RCPT,SIZE 1, 9 POSN




TE Part #5745171-1
SIZE 1 ASSY KIT .250



TE Part #3-1625890-8
2W SM M/OX 5% 2K2



TE Part #5-1625890-4
2W SM M/OX 5% 4K7



TE Part #L9000106-01
Antenna 2.45GHz WRT Monopole SMA

Documents

Product Drawings

Antenna Vert Tri-Band RG174 3M SMA

English

CAD Files

Customer View Model

ENG_CVM_CVM_ANT-DB1-VDP-SMA_A.3d_igs.zip

ANT-DB1-VDP-SMA

Module Antenna, Multi Band, Cellular, Remote Mount, Adhesive, SMA, Omnidirectional, Single Port, Gain < 0 dBi



English

Customer View Model

[ENG_CVM_CVM_ANT-DB1-VDP-SMA_A.2d_dxf.zip](#)

English

Customer View Model

[ENG_CVM_CVM_ANT-DB1-VDP-SMA_A.3d_stp.zip](#)

English

3D PDF

3D

By downloading the CAD file I accept and agree to the [Terms and Conditions](#) of use.

Datasheets & Catalog Pages

[ANT-DB1-VDP-xxx](#)

English