



Connectors > PCB Connectors > PCB Headers & Receptacles > DYNAMIC 2000 HDR ASSY



PCB Connector Assembly Type: **PCB Mount Header**

Connector System: **Wire-to-Board**

Number of Positions: **3**

Number of Rows: **1**

Centerline (Pitch): **2.5 mm [.099 in]**

[All DYNAMIC 2000 HDR ASSY \(44\)](#)

Features

Product Type Features

PCB Connector Assembly Type	PCB Mount Header
Connector System	Wire-to-Board
Header Type	Fully Shrouded
Sealable	No
Connector & Contact Terminates To	Printed Circuit Board

Configuration Features

Number of Positions	3
Number of Rows	1
PCB Mount Orientation	Horizontal

Electrical Characteristics

Operating Voltage	250 VAC
-------------------	---------

Body Features

PCB Retention Feature Material	Brass
PCB Retention Feature Plating Material	Tin over Nickel
Connector & Keying Code	Y
Primary Product Color	Black



Contact Features

Contact Mating Area Length	6.25 mm[.246 in]
Contact Layout	Inline
Contact Mating Area Plating Material Thickness	.38 µm[15 µin]
Contact Shape & Form	Rectangular
Contact Underplating Material	Nickel
PCB Contact Termination Area Plating Material	Tin
Contact Base Material	Copper Alloy
Contact Mating Area Plating Material	Gold
Contact Type	Tab
Contact Current Rating (Max)	5 A

Termination Features

Termination Post & Tail Length	3.4 mm[.134 in]
Termination Method to PCB	Through Hole - Solder

Mechanical Attachment

Mating Alignment Type	Polarization
Mating Retention	With
PCB Mount Retention Type	Retention Leg
Connector Mounting Type	Board Mount
Mating Alignment	With
PCB Mount Alignment	Without
PCB Mount Retention	With

Housing Features

Housing Material	Polyester GF
Centerline (Pitch)	2.5 mm[.099 in]

Dimensions

PCB Thickness (Recommended)	1.6 mm[.063 in]
-----------------------------	-----------------

Usage Conditions

Operating Temperature Range	-55 – 105 °C[-67 – 221 °F]
-----------------------------	----------------------------

Operation/Application

Circuit Application	Power & Signal
---------------------	----------------

Industry Standards



UL Flammability Rating	UL 94V-0
------------------------	----------

Packaging Features

Packaging Method	Box, Tube
------------------	-----------

Product Compliance

For compliance documentation, visit the product page on [TE.com](#)>

EU RoHS Directive 2011/65/EU	Compliant
EU ELV Directive 2000/53/EC	Compliant
China RoHS 2 Directive MIIT Order No 32, 2016	No Restricted Materials Above Threshold
EU REACH Regulation (EC) No. 1907/2006	Current ECHA Candidate List: JUNE 2024 (241) Candidate List Declared Against: JUNE 2024 (241) Does not contain REACH SVHC
Halogen Content	Not Low Halogen - contains Br or Cl > 900 ppm.
Solder Process Capability	Wave solder capable to 265°C

Product Compliance Disclaimer


This information is provided based on reasonable inquiry of our suppliers and represents our current actual knowledge based on the information they provided. This information is subject to change. The part numbers that TE has identified as EU RoHS compliant have a maximum concentration of 0.1% by weight in homogenous materials for lead, hexavalent chromium, mercury, PBB, PBDE, DBP, BBP, DEHP, DIBP, and 0.01% for cadmium, or qualify for an exemption to these limits as defined in the Annexes of Directive 2011/65/EU (RoHS2). Finished electrical and electronic equipment products will be CE marked as required by Directive 2011/65/EU. Components may not be CE marked. Additionally, the part numbers that TE has identified as EU ELV compliant have a maximum concentration of 0.1% by weight in homogenous materials for lead, hexavalent chromium, and mercury, and 0.01% for cadmium, or qualify for an exemption to these limits as defined in the Annexes of Directive 2000/53/EC (ELV). Regarding the REACH Regulation, the information TE provides on SVHC in articles for this part number is based on the latest European Chemicals Agency (ECHA) 'Guidance on requirements for substances in articles' posted at this URL: <https://echa.europa.eu/guidance-documents/guidance-on-reach>

Compatible Parts




Also in the Series | [Dynamic 2000 Series](#)







Connector Contacts(10)




Connector Hardware(3)




Insertion & Extraction Tools(2)



PCB Headers & Receptacles(44)



PCB Terminal Blocks(23)



Wire-to-Board Connector Assemblies & Housings(54)

Customers Also Bought



TE Part #2-178313-3  
Header Assembly: Wire-to-Board, 15A, gold or tin plated



TE Part #1-1939638-3  
DYNAMIC 1100D HDR ASSY H 26P XBLACK GOLD



TE Part #1-178138-2  
DYNAMIC 3200 HDR H 3P ASSY



TE Part #1376136-1  
DYNAMIC 2000 HDR ASSY



TE Part #1565994-4  
RITS HDR ASSY R/A SMT TYPE 4P WITH BOSS



TE Part #170331-1  
PL MKII 187 REC 20-16AWG PTBR LP



TE Part #2-1721066-5  
PCN-103L3MHZ

Documents

- Product Drawings

[DYNAMIC D2100 HDR H ASSY 3P Y](#)

Japanese
- CAD Files

Customer View Model

[ENG\\_CVM\\_CVM\\_1376135-2\\_G.2d\\_dxf.zip](#)

English
- 3D PDF



3D

Customer View Model

[ENG\\_CVM\\_CVM\\_1376135-2\\_G.3d\\_igs.zip](#)

English

Customer View Model

[ENG\\_CVM\\_CVM\\_1376135-2\\_G.3d\\_stp.zip](#)

English

By downloading the CAD file I accept and agree to the [Terms and Conditions](#) of use.

Product Specifications

Dynamic Connector D-2000 Series

Japanese

Application Specification

Japanese

Agency Approvals

Agency Approval Document

English