




Connectors > Automotive Connectors > Automotive Housings



Connector System: **Wire-to-Wire**
Number of Positions: **3**
Connector & Housing Type: **Housing for Female Terminals**
Centerline (Pitch): **4.8 mm [.188 in]**
Sealable: **Yes**

Features

Product Type Features

Mixed & Hybrid Connector	No
Connector Shape	Rectangular
Connector System	Wire-to-Wire
Connector & Housing Type	Housing for Female Terminals
Sealable	Yes
Connector & Contact Terminates To	Wire & Cable
Primary Locking Feature	On the Terminal

Configuration Features

Blank Cavity Position	0
Number of Positions	3
Number of Rows	1

Electrical Characteristics

Nominal Voltage Architecture	12 V
------------------------------	------

Body Features

Cable Exit Angle	180°
Primary Product Color	Black
Connector & Keying Code	Neutral

Contact Features



Contact Size	1.8mm
Contact Type	Receptacle
Mating Tab Width	1.8 mm[.07 in]
Contact Current Rating (Max)	10 A

Mechanical Attachment

Terminal Position Assurance	Yes
Strain Relief	Add By Accessory
Mating Alignment Type	Polarization Slot
Mating Alignment	With
Connector Mounting Type	Cable Mount (Free-Hanging)

Housing Features

Housing Material	PA
Centerline (Pitch)	4.8 mm[.188 in]

Dimensions

Connector Height	19.7 mm[.78 in]
Product Width	25.4 mm[1 in]
Product Length	27.6 mm[1.09 in]
Compatible Insulation Diameter Range	1.6 – 2.8 mm[.06 – .1 in]
Wire Size	.2 – 2 mm ²

Usage Conditions

Operating Temperature (Max)	105 °C[221 °F]
Operating Temperature Range	-30 – 105 °C[-22 – 221 °F]

Operation/Application

Circuit Application	Signal
---------------------	--------

Industry Standards

Degree of Protection	IPX4
UL Flammability Rating	Not tested

Packaging Features

Packaging Quantity	500
Packaging Method	Bag

Other

Serviceable	Yes
-------------	-----



Connector Position Assurance Capable	No
--------------------------------------	----

Product Compliance


For compliance documentation, visit the product page on TE.com>

EU RoHS Directive 2011/65/EU	Compliant
EU ELV Directive 2000/53/EC	Compliant
China RoHS 2 Directive MIIT Order No 32, 2016	No Restricted Materials Above Threshold
EU REACH Regulation (EC) No. 1907/2006	Current ECHA Candidate List: JUNE 2024 (241) Candidate List Declared Against: JUNE 2024 (241) SVHC > Threshold: Octamethylcyclotetrasiloxane (D4) (.5% in Component Part) Dodecamethylcyclohexasiloxane (D6) (.5% in Component Part) Decamethylcyclopentasiloxane (D5) (.5% in Component Part) Article Safe Usage Statements: Wash thoroughly after handling. Recycle if possible and dispose of the article by following all applicable governmental regulations relevant to your geographic location.
Halogen Content	Low Halogen - Br, Cl, F, I < 900 ppm per homogenous material. Also BFR/CFR/PVC Free
Solder Process Capability	Not applicable for solder process capability

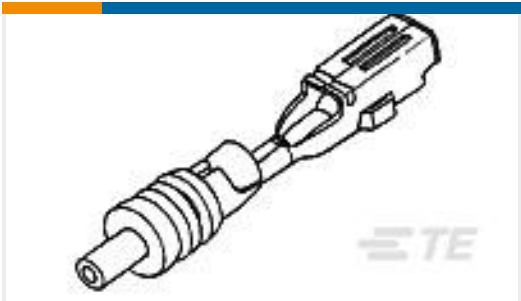
Product Compliance Disclaimer

This information is provided based on reasonable inquiry of our suppliers and represents our current actual knowledge based on the information they provided. This information is subject to change. The part numbers that TE has identified as EU RoHS compliant have a maximum concentration of 0.1% by weight in homogenous materials for lead, hexavalent chromium, mercury, PBB, PBDE, DBP, BBP, DEHP, DIBP, and 0.01% for cadmium, or qualify for an exemption to these limits as defined in the Annexes of Directive 2011/65/EU (RoHS2). Finished electrical and electronic equipment products will be CE marked as required by Directive 2011/65/EU. Components may not be CE marked. Additionally, the part numbers that TE has identified as EU ELV compliant have a maximum concentration of 0.1% by weight in homogenous materials for lead, hexavalent chromium, and mercury, and 0.01% for cadmium, or qualify for an exemption to these limits as defined in the Annexes of Directive 2000/53/EC (ELV). Regarding the REACH Regulation, the information TE provides on SVHC in articles for this part number is based on the latest European Chemicals Agency (ECHA) ‘Guidance on requirements for substances in articles’ posted at this URL: <https://echa.europa.eu/guidance-documents/guidance-on-reach>

Compatible Parts



TE Part # 344271-1
3 WAY TAB HOUSING BLACK ECONO



TE Part # 345808-1
.070"RECEPTACLE ECON.3



TE Part # 1-1579007-5
EXTRACTION TOOL



TE Part # 347703-1
3 WAY PERIPHERAL SEAL SILIC

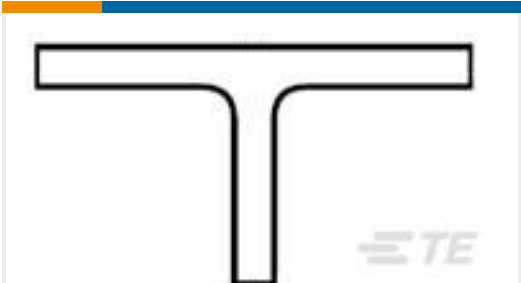


TE Part # 345256-1
ANTI-BACKOUT 3WAY REC
HSGECONO

Customers Also Bought



TE Part #2-2176087-2
RP 1J 0.166W 113R 0.1% 25PPM 1K RL




TE Part #239421-000
301A511-71/86-0



TE Part #345807-1
Econoseal Receptacles and Tabs



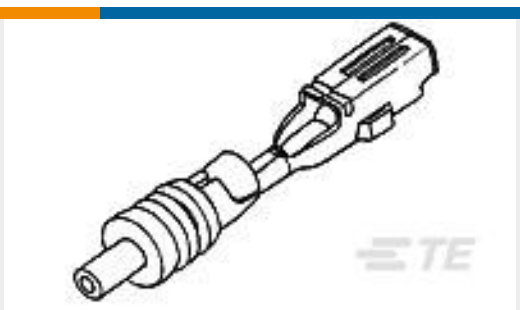
TE Part #1-345361-1
3 WAY HDR FOR ECONOSEAL 3STRAI



TE Part #344276-1
2 WAY REC HSG. SIL SEAL ECONO



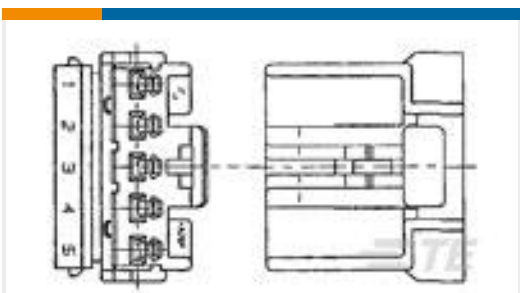
TE Part #347874-1
CABLE SEAL LC SILICON 0.5 T



TE Part #345808-1
.070"RECEPTACLE ECON.3



TE Part #345256-1
ANTI-BACKOUT 3WAY REC
HSGECONO



TE Part #347477-1
MULTILOCK RECEPTACLE HSG.5 WAY

Documents



CAD Files

3D PDF

3D

Customer View Model

ENG_CVM_CVM_344273-1_G.2d_dxf.zip

English

Customer View Model

ENG_CVM_CVM_344273-1_G.3d_igs.zip

English

Customer View Model

ENG_CVM_CVM_344273-1_G.3d_stp.zip

English

By downloading the CAD file I accept and agree to the [Terms and Conditions](#) of use.

Datasheets & Catalog Pages

Product Datasheet

English