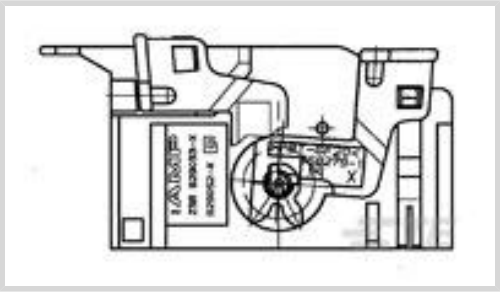




Connectors > Automotive Connectors > Automotive Connector Accessories > Automotive Connector Caps & Covers



Protection & Strain Relief Accessory Type: **Cover Assembly**
Strain Relief: **With**
Primary Product Color: **Blue**
Primary Product Material: **PBT GF**
Number of Positions: **32**

Features

Product Type Features

Protection & Strain Relief Accessory Type	Cover Assembly
---	----------------

Configuration Features

Compatible With Connector Code	B
Number of Positions	32

Body Features

Primary Product Color	Blue
Primary Product Material	PBT GF

Mechanical Attachment

Strain Relief	With
---------------	------

Usage Conditions

Operating Temperature (Max)	85 °C[185 °F]
Operating Temperature Range	-40 – 85 °C[-40 – 185 °F]

Packaging Features

Packaging Quantity	500
Packaging Method	Carton

Product Compliance

[For compliance documentation, visit the product page on TE.com>](#)



EU RoHS Directive 2011/65/EU	Compliant
EU ELV Directive 2000/53/EC	Compliant
China RoHS 2 Directive MIIT Order No 32, 2016	No Restricted Materials Above Threshold
EU REACH Regulation (EC) No. 1907/2006	Current ECHA Candidate List: JUNE 2024 (241) Candidate List Declared Against: JUNE 2024 (241) Does not contain REACH SVHC
Halogen Content	Low Halogen - Br, Cl, F, I < 900 ppm per homogenous material. Also BFR/CFR/PVC Free
Solder Process Capability	Not applicable for solder process capability

Product Compliance Disclaimer

This information is provided based on reasonable inquiry of our suppliers and represents our current actual knowledge based on the information they provided. This information is subject to change. The part numbers that TE has identified as EU RoHS compliant have a maximum concentration of 0.1% by weight in homogenous materials for lead, hexavalent chromium, mercury, PBB, PBDE, DBP, BBP, DEHP, DIBP, and 0.01% for cadmium, or qualify for an exemption to these limits as defined in the Annexes of Directive 2011/65/EU (RoHS2). Finished electrical and electronic equipment products will be CE marked as required by Directive 2011/65/EU. Components may not be CE marked. Additionally, the part numbers that TE has identified as EU ELV compliant have a maximum concentration of 0.1% by weight in homogenous materials for lead, hexavalent chromium, and mercury, and 0.01% for cadmium, or qualify for an exemption to these limits as defined in the Annexes of Directive 2000/53/EC (ELV). Regarding the REACH Regulation, the information TE provides on SVHC in articles for this part number is based on the latest European Chemicals Agency (ECHA) ‘Guidance on requirements for substances in articles’ posted at this URL: <https://echa.europa.eu/guidance-documents/guidance-on-reach>

Compatible Parts



TE Part # 968265-1
32POS MQS REC




TE Part # CAT-SIGH262
Signal Header

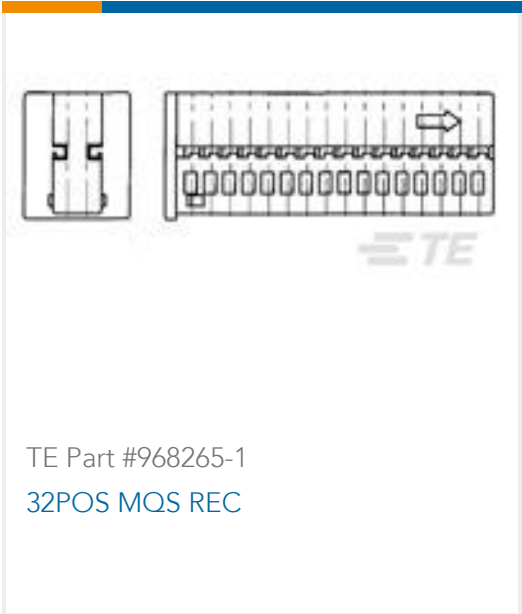


TE Part # 929052-2
MQS ABDECKKAPPE 32P


Customers Also Bought




TE Part #1-1670894-1
8POS,AMP MCP2.8,REC HSG,ASSY



TE Part #968265-1
32POS MQS REC



TE Part #1-1534097-1
MQS COVER 2X8P



TE Part #1-965640-2
JUN-POW-TIM GEH 6P

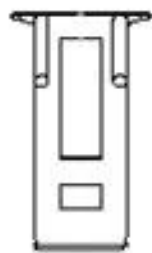




TE Part #5-968974-1
MCP2.8 GEH ASSY 18P



TE Part #1-962918-2
TIMER, RECEPTACLE AND TAB



TE Part #926630-1
RELEASE LEVER



TE Part #1-963616-1
REC CONN CVR ASSY, 18POS, MQS

Documents

Product Drawings

MQS ABDEKA M.HEB32P

English

CAD Files

3D PDF

3D

Customer View Model

ENG_CVM_CVM_929053-2_C.2d_dxf.zip

English

Customer View Model

ENG_CVM_CVM_929053-2_C.3d_igs.zip

English

Customer View Model

ENG_CVM_CVM_929053-2_C.3d_stp.zip

English

By downloading the CAD file I accept and agree to the [Terms and Conditions](#) of use.

Product Specifications

Application Specification

English