

MKDSV 5 HV/ 2-9,52 - PCB terminal block



1904147

<https://www.phoenixcontact.com/us/products/1904147>

Please be informed that the data shown in this PDF document is generated from our online catalog. Please find the complete data in the user documentation. Our general terms of use for downloads are valid.



PCB terminal block, nominal current: 32 A, rated voltage (III/2): 1000 V, nominal cross section: 4 mm², number of potentials: 2, number of rows: 1, number of positions per row: 2, product range: MKDSV 5 HV, pitch: 9.52 mm, connection method: Screw connection with tension sleeve, screw head form: L Slotted, mounting: Wave soldering, conductor/PCB connection direction: 0 °, color: green, Pin layout: Linear pinning, Solder pin [P]: 5.2 mm, number of solder pins per potential: 1, type of packaging: packed in cardboard. The article can be aligned to create different nos. of positions! If used purely as 2-pos., we recommend this version with anti-rotation pins.

Your advantages

- Well-known connection principle allows worldwide use
- Low temperature rise, thanks to maximum contact force
- Allows connection of two conductors
- The latching on the side enables various numbers of positions to be combined
- Anti-rotation pins support positioning on the PCB

Commercial data

Item number	1904147
Packing unit	50 pc
Minimum order quantity	50 pc
Sales key	AA14
Product key	AANFDM
Catalog page	Page 445 (C-1-2013)
GTIN	4017918187620
Weight per piece (including packing)	6.654 g
Weight per piece (excluding packing)	6.222 g
Customs tariff number	85369010
Country of origin	PL

MKDSV 5 HV/ 2-9,52 - PCB terminal block



1904147

<https://www.phoenixcontact.com/us/products/1904147>

Technical data

Product properties

Product type	Printed circuit board terminal
Product family	MKDSV 5 HV
Product line	COMBICON Terminals L
Type	PC terminal block can be aligned
Number of positions	2
Pitch	9.52 mm
Number of connections	2
Number of rows	1
Number of potentials	2
Pin layout	Linear pinning
Solder pins per potential	1

Data management status

Article revision	08
------------------	----

Electrical properties

Nominal current I_N	32 A
Nominal voltage U_N	1000 V
Rated voltage (III/3)	1000 V
Rated surge voltage (III/3)	8 kV
Rated voltage (III/2)	1000 V
Rated surge voltage (III/2)	8 kV
Rated voltage (II/2)	1000 V
Rated surge voltage (II/2)	6 kV

Connection data

Connection technology

Type	PC terminal block can be aligned
Nominal cross section	4 mm ²

Conductor connection

Connection method	Screw connection with tension sleeve
Conductor cross section rigid	0.2 mm ² ... 6 mm ²
Conductor cross section flexible	0.2 mm ² ... 4 mm ²
Conductor cross section AWG	24 ... 10
Conductor cross section flexible, with ferrule without plastic sleeve	0.25 mm ² ... 4 mm ²
Conductor cross section, flexible, with ferrule, with plastic sleeve	0.25 mm ² ... 4 mm ²
2 conductors with same cross section, solid	0.2 mm ² ... 1.5 mm ²
2 conductors with same cross section, flexible	0.2 mm ² ... 1.5 mm ²
2 conductors with same cross section, flexible, with ferrule	0.25 mm ² ... 0.75 mm ²

MKDSV 5 HV/ 2-9,52 - PCB terminal block



1904147

<https://www.phoenixcontact.com/us/products/1904147>

without plastic sleeve	
2 conductors with the same cross section, flexible, with TWIN ferrule with plastic sleeve	0.5 mm ² ... 2.5 mm ²
Stripping length	8 mm
Drive form screw head	Slotted (L)
Tightening torque	0.5 Nm ... 0.6 Nm

Mounting

Mounting type	Wave soldering
Pin layout	Linear pinning

Material specifications

Material data - contact

Note	WEEE/RoHS-compliant, free of whiskers according to IEC 60068-2-82/JEDEC JESD 201
Contact material	Cu alloy
Surface characteristics	Tin-plated
Metal surface terminal point (top layer)	Tin (4 - 8 µm Sn)
Metal surface soldering area (top layer)	Tin (4 - 8 µm Sn)

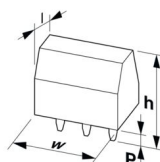
Material data - housing

Color (Housing)	green (6021)
Insulating material	PA
Insulating material group	I
CTI according to IEC 60112	600
Flammability rating according to UL 94	V0
Glow wire flammability index GWFI according to EN 60695-2-12	850
Glow wire ignition temperature GWIT according to EN 60695-2-13	775
Temperature for the ball pressure test according to EN 60695-10-2	125 °C

Notes

Note on application	For safe conductor connection, always adhere to a defined tightening torque. Particularly in the case of PCB terminal blocks with two or three positions, the individual solder pin for each contact point cannot compensate for this. That is why the terminal blocks must be supported during conductor connection (held with one hand, support on the housing).
---------------------	--

Dimensions

Dimensional drawing	
---------------------	--

MKDSV 5 HV/ 2-9,52 - PCB terminal block



1904147

<https://www.phoenixcontact.com/us/products/1904147>

Pitch	9.52 mm
Width [w]	19.04 mm
Height [h]	26.7 mm
Length [l]	16 mm
Installed height	21.5 mm
Solder pin length [P]	5.2 mm
Pin dimensions	0.9 x 0.9 mm

PCB design

Pin spacing	13.4 mm
Hole diameter	1.3 mm

Electrical tests

Air clearances and creepage distances |

Insulating material group	I
Rated insulation voltage (III/3)	1000 V
Rated surge voltage (III/3)	8 kV
Rated insulation voltage (III/2)	1000 V
Rated surge voltage (III/2)	8 kV
Rated insulation voltage (II/2)	1000 V
Rated surge voltage (II/2)	6 kV

Packaging specifications

Type of packaging	packed in cardboard
-------------------	---------------------

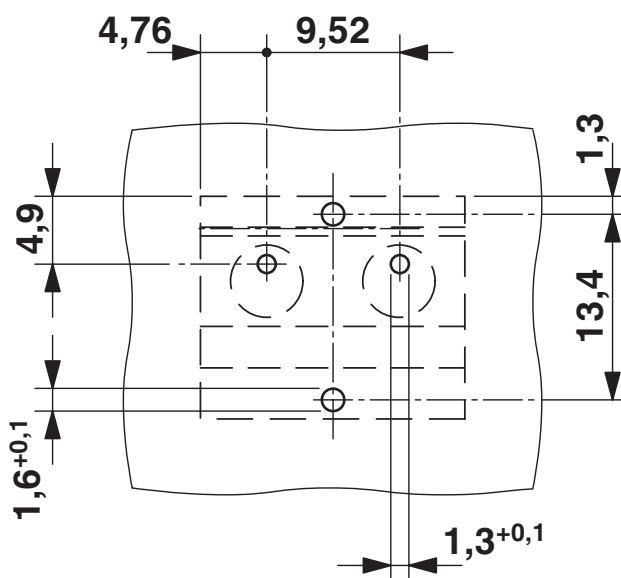
MKDSV 5 HV/ 2-9,52 - PCB terminal block

1904147

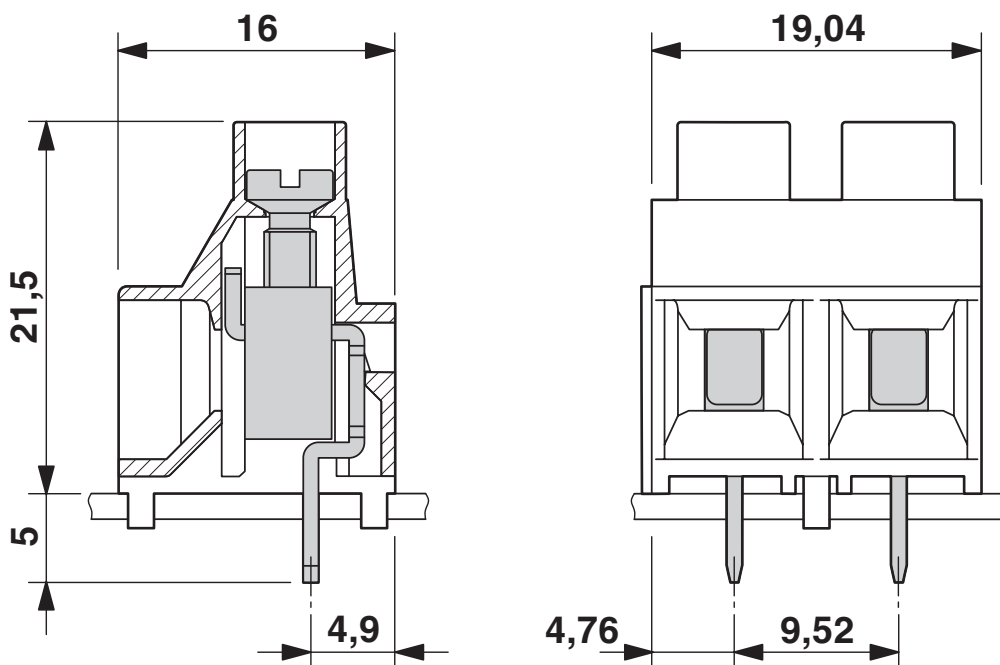
<https://www.phoenixcontact.com/us/products/1904147>

Drawings

Drilling plan/solder pad geometry



Dimensional drawing



MKDSV 5 HV/ 2-9,52 - PCB terminal block




1904147

<https://www.phoenixcontact.com/us/products/1904147>

Approvals

To download certificates, visit the product detail page: <https://www.phoenixcontact.com/us/products/1904147>

<div> cULus Recognized Approval ID: E60425-19770427</div>				
	Nominal voltage U_N	Nominal current I_N	Cross section AWG	Cross section mm^2
Use group B				
	300 V	30 A	30 - 10	-
Use group C				
	300 V	30 A	30 - 10	-
Use group D				
	600 V	5 A	30 - 10	-

MKDSV 5 HV/ 2-9,52 - PCB terminal block



1904147

<https://www.phoenixcontact.com/us/products/1904147>

Classifications

ECLASS

ECLASS-11.0	27460101
ECLASS-12.0	27460101
ECLASS-13.0	27460101

ETIM

ETIM 9.0	EC002643
----------	----------

UNSPSC

UNSPSC 21.0	39121400
-------------	----------

MKDSV 5 HV/ 2-9,52 - PCB terminal block



1904147
<https://www.phoenixcontact.com/us/products/1904147>

Environmental product compliance

EU RoHS	
Fulfills EU RoHS substance requirements	Yes, No exemptions
China RoHS	
Environment friendly use period (EFUP)	EFUP-E
	No hazardous substances above the limits
EU REACH SVHC	
REACH candidate substance (CAS No.)	No substance above 0.1 wt%

Phoenix Contact 2024 © - all rights reserved
<https://www.phoenixcontact.com>

Phoenix Contact USA
586 Fulling Mill Road
Middletown, PA 17057, United States
(+717) 944-1300
info@phoenixcon.com