

ANT-916-WRT-UFL

✓ ACTIVE

TE Internal #: ANT-916-WRT-UFL
Dome/Puck Antenna, Single Band, LPWAN / LoRaWAN, External
Mount, Stud/Screw/Lug Mount, MHF1 / U.FL / UMCC,
Omnidirectional, Single Port
[View on TE.com >](#)



Antennas



Wireless Application: **LoRaWAN, LPWAN, Wi-Fi**
Mounting Location: **External**
Mounting Type: **Stud/Screw/Lug Mount**
Frequency Category: **902 – 930**
Antenna Type: **Dome/Puck**

Features

Product Type Features

Antenna Termination	MHF, MHF1, U.FL, UMCC
Antenna Product Type	Antenna

Configuration Features

Antenna Style	Dome
Mounting Location	External
Antenna Type	Dome/Puck
Band Type	Single Band
Port Configuration	Single Port

Electrical Characteristics

VSWR (Max)	<1.9:1
Impedance	50 Ω

Signal Characteristics

Frequency Band	915 MHz
Frequency Category	902 – 930
Peak Gain	3 < 6 dBi

Body Features

Product Weight	6.9 g[.24338 oz]
----------------	------------------



Mechanical Attachment

Polarization	Linear
Mounting Type	Stud/Screw/Lug Mount

Dimensions

Cable Length	.21 m[.71 ft]
Product Width	19 mm[.75 in]
Product Length	10 mm[.39 in]
Product Height	0 mm[0 in]

Operation/Application

Antenna Environment	Outdoor
Directionality	Omnidirectional

Industry Standards

Wireless Application	LoRaWAN, LPWAN, Wi-Fi
Primary Application	LoRaWAN, LPWAN

Product Compliance

For compliance documentation, visit the product page on TE.com>

EU RoHS Directive 2011/65/EU	Compliant
EU ELV Directive 2000/53/EC	Not Yet Reviewed
China RoHS 2 Directive MIIT Order No 32, 2016	No Restricted Materials Above Threshold
EU REACH Regulation (EC) No. 1907/2006	Current ECHA Candidate List: JUNE 2024 (241) Candidate List Declared Against: JUNE 2024 (241) Does not contain REACH SVHC
Halogen Content	Low Halogen - Br, Cl, F, I < 900 ppm per homogenous material. Also BFR/CFR/PVC Free
Solder Process Capability	Not reviewed for solder process capability

Product Compliance Disclaimer

This information is provided based on reasonable inquiry of our suppliers and represents our current actual knowledge based on the information they provided. This information is subject to change. The part numbers that TE has identified as EU RoHS compliant have a maximum concentration of 0.1% by weight in homogenous materials for lead, hexavalent chromium, mercury, PBB, PBDE, DBP, BBP, DEHP, DIBP, and 0.01% for cadmium, or qualify for an exemption to these limits as defined in the Annexes of Directive 2011/65/EU (RoHS2). Finished electrical and electronic equipment products will be CE marked as required by Directive 2011/65/EU. Components may not be CE marked. Additionally, the part numbers that TE has identified as EU ELV compliant have a maximum concentration of 0.1% by weight in homogenous materials for lead, hexavalent chromium, and mercury, and 0.01% for cadmium, or qualify for an exemption to these limits


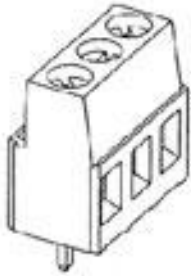










as defined in the Annexes of Directive 2000/53/EC (ELV). Regarding the REACH Regulations, TE’s information on SVHC in articles for this part number is still based on the European Chemical Agency (ECHA) ‘Guidance on requirements for substances in articles’(Version: 2, April 2011), applying the 0.1% weight on weight concentration threshold at the finished product level. TE is aware of the European Court of Justice ruling of September 10th, 2015 also known as O5A (Once An Article Always An Article) stating that, in case of ‘complex object’, the threshold for a SVHC must be applied to both the product as a whole and simultaneously to each of the articles forming part of its composition. TE has evaluated this ruling based on the new ECHA “Guidance on requirements for substances in articles” (June 2017, version 4.0) and will be updating its statements accordingly.

Compatible Parts

 TE Part # CONMHF1-SMD-G-T U.FL/MHF1 Jack 50 Ohm PCB Surface Mount	 TE Part # CONMHF1-SMD-T U.FL/MHF1 Jack 50 Ohm PCB Surface Mount	 TE Part # CONUFL001-SMD Conn UFL MHF Straight PCB Mount Jack	 TE Part # CONUFL001-SMD-T U.FL/MHF1 Jack 50 Ohm PCB Surface Mount
---	---	--	---

Customers Also Bought

 TE Part #WM-2P WEDGE LOCK, 2P, REC, ORG, DTM	 TE Part #282841-4 TERMI-BLOK PCB MOUNT 4P. 5	 TE Part #1-2834017-2 2POS 3.81MM TEPS CONN.	 TE Part #2-2106431-1 Connector, SMT-IDC PASS THRU, 1 POS, 22
 TE Part #ANT-916-JJB-HT-T Antenna Mini Straight Hi-Temp 916MHz THM	 TE Part #2199035-2 10 PINS,1.6PICH,1.65H BTOB CONN. 2 ROW	 TE Part #ANT-868-WRT-UFL Antenna Dome 868MHz 1.32 216 UFL	 TE Part #ANT-916-CW-HWR-SMA Antenna 1/2 Wave Whip Swivel 916MHz SMA
 TE Part #2178126-1 Jack, CLOUDSPLITTER SMT SHIELDED	 TE Part #0600-00056 ANT,2.4GHz, PCB DIPOLE		

Documents



Product Drawings

Antenna Dome 916MHz 1.32 216 UFL

English

CAD Files

3D PDF

3D

Customer View Model

ENG_CVM_CVM_ANT-916-WRT-UFL_C.2d_dxf.zip

English

Customer View Model

ENG_CVM_CVM_ANT-916-WRT-UFL_C.3d_igs.zip

English

Customer View Model

ENG_CVM_CVM_ANT-916-WRT-UFL_C.3d_stp.zip

English

By downloading the CAD file I accept and agree to the [Terms and Conditions](#) of use.

Datasheets & Catalog Pages

915 MHz External Panel-Mount Antenna

English