



TE Internal #: L9000254-01
RP-SMA RF Interface, Jack, 50 ohm, Threaded, 0 – 12.4 GHz
Operating Frequency, 1 Position, Printed Circuit Board, Board Mount
[View on TE.com >](#)

Connectors > RF Connectors > Coax Connectors



RF Interface: **RP-SMA**
RF Connector Style: **Jack**
Impedance: **50 Ω**
RF Connector Coupling Mechanism: **Threaded**
Operating Frequency: **0 – 12.4 GHz**

Features

Product Type Features

Connector Product Type	Connector Assembly
RF Interface	RP-SMA
RF Connector Style	Jack
Sealable	No
Connector & Contact Terminates To	Printed Circuit Board

Configuration Features

PCB Mount Orientation	Edge
Number of Positions	1
Number of Coaxial Contacts	1

Electrical Characteristics

Impedance	50 Ω
-----------	------

Body Features

Cable Connector Orientation	Straight
Body Material	Brass
Body Material Finish	Plated
Body Plating Material	Nickel

Contact Features

RF Connector Center Contact Plating Material	Gold
--	------

RF Connector Center Contact Material	Brass
--------------------------------------	-------

Termination Features

Termination Method to Wire & Cable	Solder
------------------------------------	--------

Mechanical Attachment

RF Connector Coupling Mechanism	Threaded
Connector Mounting Type	Board Mount
RF Contact Captivation Method	Mechanical
Detent	Without

Usage Conditions

Operating Temperature Range	-65 – 165 °C[-85 – 329 °F]
-----------------------------	----------------------------

Operation/Application

Circuit Application	Signal
Operating Frequency	0 – 12.4 GHz

Packaging Features

Packaging Quantity	100
Packaging Method	Bulk

Other

Lockwasher Material	Brass
Dielectric Material	PTFE

Product Compliance

For compliance documentation, visit the product page on [TE.com](#)>

EU RoHS Directive 2011/65/EU	Compliant with Exemptions
EU ELV Directive 2000/53/EC	Not Yet Reviewed
China RoHS 2 Directive MIIT Order No 32, 2016	Restricted Materials Above Threshold
EU REACH Regulation (EC) No. 1907/2006	Current ECHA Candidate List: JUNE 2024 (241) Not Yet Reviewed
Halogen Content	Not Yet Reviewed for halogen content
Solder Process Capability	Not reviewed for solder process capability













Product Compliance Disclaimer

This information is provided based on reasonable inquiry of our suppliers and represents our current actual knowledge based on the information they provided. This information is subject to change. The part numbers that TE has identified as



EU RoHS compliant have a maximum concentration of 0.1% by weight in homogenous materials for lead, hexavalent chromium, mercury, PBB, PBDE, DBP, BBP, DEHP, DIBP, and 0.01% for cadmium, or qualify for an exemption to these limits as defined in the Annexes of Directive 2011/65/EU (RoHS2). Finished electrical and electronic equipment products will be CE marked as required by Directive 2011/65/EU. Components may not be CE marked. Additionally, the part numbers that TE has identified as EU ELV compliant have a maximum concentration of 0.1% by weight in homogenous materials for lead, hexavalent chromium, and mercury, and 0.01% for cadmium, or qualify for an exemption to these limits as defined in the Annexes of Directive 2000/53/EC (ELV). Regarding the REACH Regulations, TE’s information on SVHC in articles for this part number is still based on the European Chemical Agency (ECHA) ‘Guidance on requirements for substances in articles’(Version: 2, April 2011), applying the 0.1% weight on weight concentration threshold at the finished product level. TE is aware of the European Court of Justice ruling of September 10th, 2015 also known as O5A (Once An Article Always An Article) stating that, in case of ‘complex object’, the threshold for a SVHC must be applied to both the product as a whole and simultaneously to each of the articles forming part of its composition. TE has evaluated this ruling based on the new ECHA “Guidance on requirements for substances in articles” (June 2017, version 4.0) and will be updating its statements accordingly.

Compatible Parts

 <p>TE Part # L9000015-01 Antenna CER Patch 20mm Sq 2.45GHz Adh</p>	 <p>TE Part # L9000009-01 Antenna 1/2 Wave Whip 1.4GHz RPS</p>	 <p>TE Part # L9000010-01 Antenna 1/2 Wave Whip Swivel 1.4 GHz RPS</p>	 <p>TE Part # L9000016-01 Antenna 1/2 Wave Whip 2.4GHz RPS</p>
 <p>TE Part # L9000018-01 Antenna 1/2 Wave Whip 2.4GHz RPS</p>	 <p>TE Part # L9000022-01 Antenna 1/2 Wave UV Whip 2.4GHz RPS</p>	 <p>TE Part # L9000019-01 Antenna 1/2 Wave Whip Swivel 2.4 GHz RPS</p>	 <p>TE Part # L9000023-01 Antenna 1/2 Wave Whip 2.4GHz RPS</p>
 <p>TE Part # L9000025-01 Antenna 1/4 Wave R-Angle 2.4GHz RPS</p>	 <p>TE Part # L9000029-01 Antenna 1/4 Wave R-Angle 2.4GHz RPS</p>	 <p>TE Part # L9000031-01 Antenna 1/2 Wave Swivel 2.4GHz RPS</p>	 <p>TE Part # L9000032-01 Antenna 1/2 Wave Swivel 2.4GHz SMA</p>





TE Part # L9000033-01
Antenna 1/4 Wave Short 2.4GHz RPS



TE Part # L9000075-01
ANTENNA IND DIPOLE 2.4GHZ RG58 1M SMA



TE Part # L9000077-01
ANTENNA IND DIPOLE 2.4GHZ RG58 2M SMA



TE Part # L9000081-01
Antenna Dipole 2.4GHz Tilt Swivel RPS




TE Part # L9000083-01
Antenna Hinged Pnl Mnt 2.4GHz 125 MF1



TE Part # L9000091-01
Antenna Whip 2.4GHz Tilt Swivel SMA



TE Part # L9000105-01
Antenna 2.45GHz WRT Monopole RPS



TE Part # L9000108-01
Antenna Dome 2.4GHz RG174 216 RPS

Customers Also Bought




TE Part #DT04-2P
REC, 2P, GRY, N



TE Part #DT06-2S
PLG, 2P, GRY, N



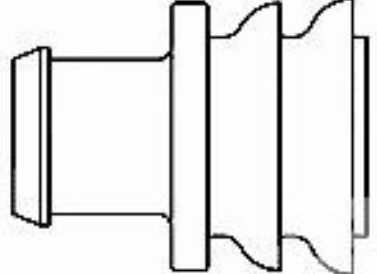
TE Part #W2S
WedgeLocks: DEUTSCH DT



TE Part #0460-202-16141
DEUTSCH Solid Contacts



TE Part #282104-1
AMP SUPERSEAL 1.5MM, CONNECTOR HOUSING



TE Part #281934-2
SINGLE WIRE SEAL



TE Part #114017-ZZ
SEALING PLUG, SIZE 12/16, WHT

Documents

CAD Files

3D PDF

3D

Customer View Model

ENG_CVM_CVM_L9000254-01_B.2d_dxf.zip

English

Customer View Model

ENG_CVM_CVM_L9000254-01_B.3d_igs.zip

English



Customer View Model

[ENG_CVM_CVM_L9000254-01_B.3d_stp.zip](#)

English

By downloading the CAD file I accept and agree to the [Terms and Conditions](#) of use.

Datasheets & Catalog Pages

[RP-SMA FEMALE EDGE MULTI-MOUNT FOR 0.031INCH THICK BOARD](#)

English