Downloaded from Arrow.com.

REVISIONS			
REV	DESCRIPTION, ECN, EAR NO.	DATE	APP'D
A	PROPOSAL	MAY 10/12	L.CHAN
B	ADD DIMENSION'S TOLERANCE	NOV 28/16	L.CHAN

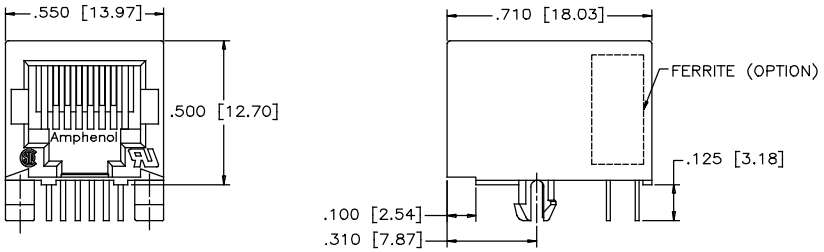

NON–SHIELDED
(8 POSITION, 8 CONTACTS SHOWN)

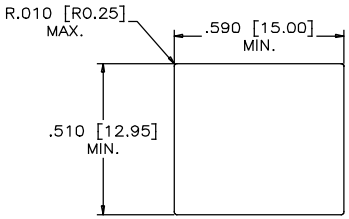

RECOMMENDED PANEL CUTOUT
SHIELDED

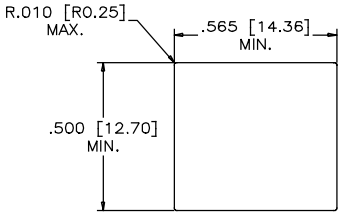

RECOMMENDED PANEL CUTOUT
NON–SHIELD

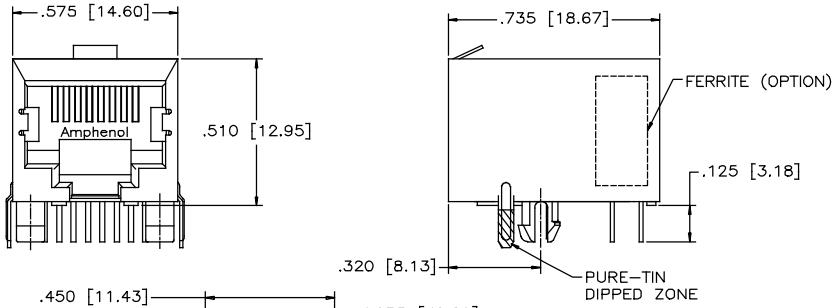

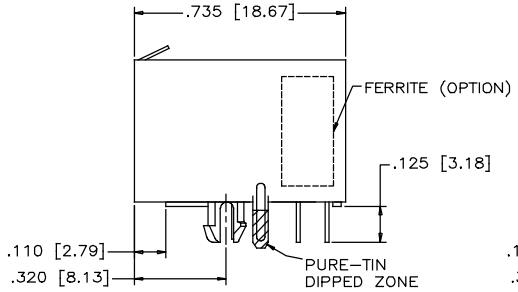

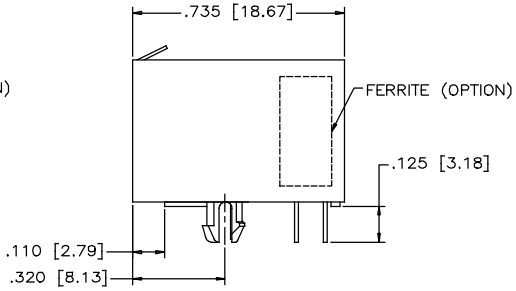

SHIELDED
(8 POSITION, 8 CONTACTS SHOWN)

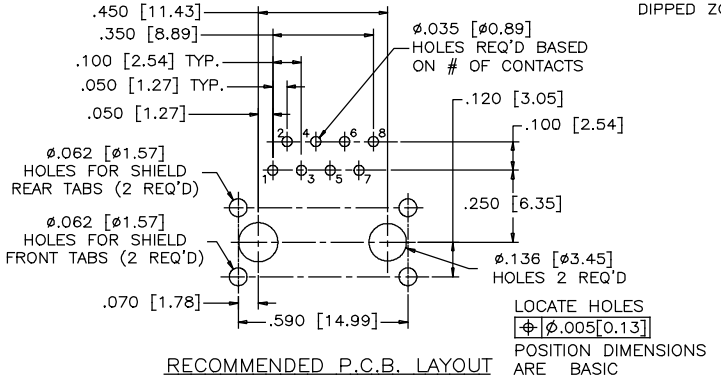

RECOMMENDED P.C.B. LAYOUT

FRJAE CONNECTOR NUMBER SYSTEM

EXAMPLE: F R J A E – X X X

SERIES

CONNECTOR STYLE & POSITIONS

4=RJ45 OR 8 POSITIONS
6=RJ11 OR 6 POSITIONS

OPTIONS

0=NON FILTERED, NON SHIELDED
1=FILTERED WITH FRONT TAIL SHIELD
3=SHIELD (FRONT TAIL)
4=FILTERED
6=FILTERED WITH REAR TAIL SHIELD
7=FILTERED WITH NON–TAIL SHIELD
8=SHIELD (REAR TAIL)
9=SHIELD (NON– TAIL)

NO. OF CONTACTS

8 – 8 POSITIONS
6 – 6 POSITIONS
4 – 4 POSITIONS
2 – 2 POSITIONS
C – 2 POSITIONS –(POS. 2 & 5, IN 6 POS.)
–(POS. 3 & 6, IN 8 POS.)

AMPHENOL CANADA CORP
RoHS COMPLIANT
2011/65/EU RECAST

MATERIALS:
PLASTIC HOUSING: HIGH TEMPERATURE THERMOPLASTIC
FLAMMABILITY RATING UL 94V–0

CONTACTS: PHOSPHOR BRONZE
PLATING: 50 µ" [1.27 MICRONS]
MIN. GOLD ON MATING SURFACES.
50 µ" [1.27 MICRONS]
MIN. NICKEL UNDERPLATE
GOLD FLASH ON CONTACT TAILS.

SHIELD: COPPER ALLOY
PLATING: NICKEL WITH PURE–TIN DIPPED PCB TAIL.

ELECTRICAL CHARACTERISTICS:

VOLTAGE RATING: 125 VOLTS AC.
CURRENT RATING: 1.5 AMPS.

THIS DOCUMENT CONTAINS PROPRIETARY INFORMATION AND SUCH INFORMATION MAY NOT BE DISCLOSED TO OTHERS FOR ANY PURPOSE OR USED FOR MANUFACTURING PURPOSES WITHOUT WRITTEN PERMISSION FROM AMPHENOL CANADA CORP.

UNLESS SPECIFIED OTHERWISE	DRAWN PAULW	DATE DEC 25/05	Amphenol Canada Corp. www.amphenolcanada.com
PRIMARY UNITS INCH	CHECKED CHIGOW	DEC 25/05	TITLE FRJAE ASSEMBLY, 6 POSITION & 8 POSITION, WITH OR WITHOUT FERRITES, SINGLE PORT, HIGH TEMP. MATERIAL SHIELDED OR UNSHIELDED– RoHS COMPLIANT
SECONDARY MILLIMETER	M.E. APP'D		
REFERENCE IN PARENTHESES	Q.A. APP'D		
GENERAL TOLERANCES	DWG APPR.		
1 DECIMAL PLACE ±0.025	ENG. REL. NO.		DWG. NO. P–FRJAE–XXX REV B
2 DECIMAL PLACES ±0.020	REF.		
3 DECIMAL PLACES ±0.015	THIRD ANGLE PROJECTION	DO NOT SCALE DRAWING	
ANGULAR DEGREES ±1.0°			CODE ID NO. 03554 DWG SIZE: C SCALE: N/A SHEET 1 OF 1